

**WR-19 to 1.85mm Female Waveguide to Coax Adapter UG-383/U-Mod Round Cover Flange With 40 GHz to 60 GHz Frequency Range For U Band**

The 19AC206 is a waveguide to coaxial adapter with a frequency range of 40 to 60 GHz, operating in the U band. This adapter offers a precision tolerance UG-383/U-Mod round cover flange and a WR-19 waveguide interface size. 19AC206 is constructed of gold plated copper to ensure durability and repeatable RF performance. The coaxial connector offered by this adapter uses a 1.85mm geometry endorsed by the International Electrotechnical Commission (IEC). The 1.85mm female connector mates with commercially available 2.4mm connectors. The package is REACH and RoHS compliant.



**Features:**

- U Band, 40 to 60 GHz Frequency Range
- WR-19 Waveguide Interface with UG-383/U-Mod Round Cover Flange
- 1.85mm Female Coaxial Interface
- Comprehensive waveguide offerings also include E-Bends, H-Bends, Sections, Filters, Terminations, Couplers, and more.

**Configuration**

Waveguide Size	WR-19
Flange	UG-383/U-Mod Round Cover
RF Connector	1.85mm Female
Impedance	50 Ohms
Body Geometry	Right Angle

**Electrical Specifications**

Description	Min	Typ	Max	Units
Frequency Range	40		60	GHz
VSWR			1.5:1	
Insertion Loss		0.8		dB

**Mechanical Specifications**

<b>Size</b>	
Length	1.06 in [26.92 mm]
Width	1.13 in [28.7 mm]
Height	1.13 in [28.7 mm]
Weight	0.07143 lbs [32.4 g]

<b>RF Connector</b>	
Connector Type	1.85mm Female
Contact Material and Plating	Beryllium Copper, Gold
Body Material and Plating	Passivated Stainless Steel

<b>Waveguide Interface</b>	
Waveguide Type	WR-19
Flange Type	Round Cover
Flange Designation	UG-383/U-Mod
Body Material and Plating	Copper, Gold

**Environmental Specifications**

<b>Temperature</b>	
Operating Range	-55 to +120 deg C

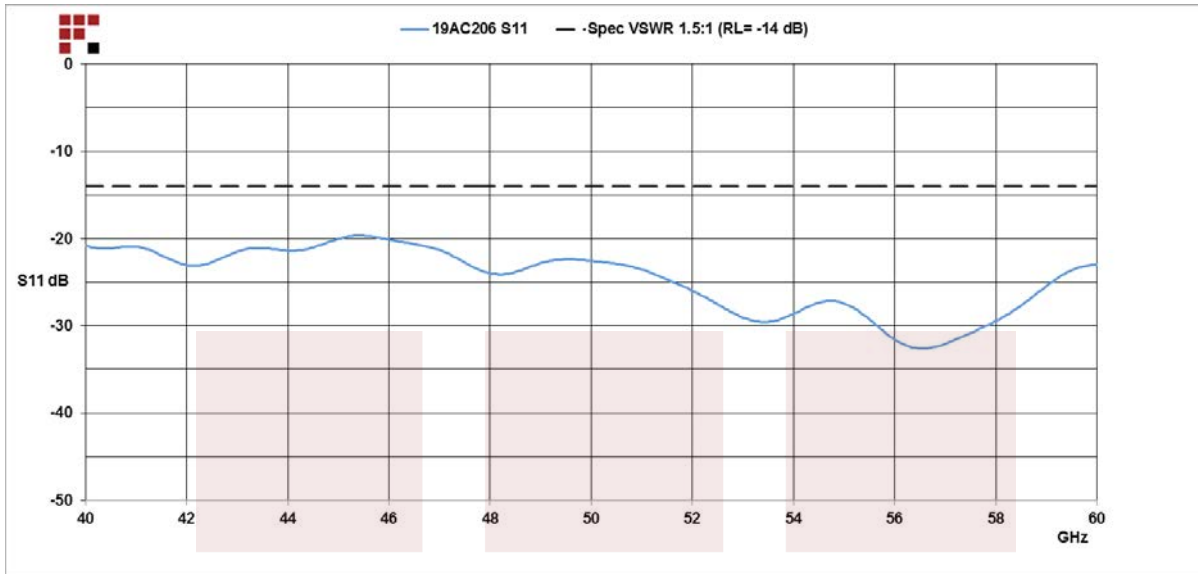
**Compliance Certifications** (see [product page](#) for current document)

**Plotted and Other Data**

- Notes:
- Values at +25 °C, sea level unless stated otherwise

Fairview Microwave  
 1130 Junction Dr. #100  
 Allen, TX 75013  
 Tel: 1-800-715-4396 / (972) 649-6678  
 Fax: (972) 649-6689  
[www.fairviewmicrowave.com](http://www.fairviewmicrowave.com)  
[sales@fairviewmicrowave.com](mailto:sales@fairviewmicrowave.com)

**Typical Performance Data**

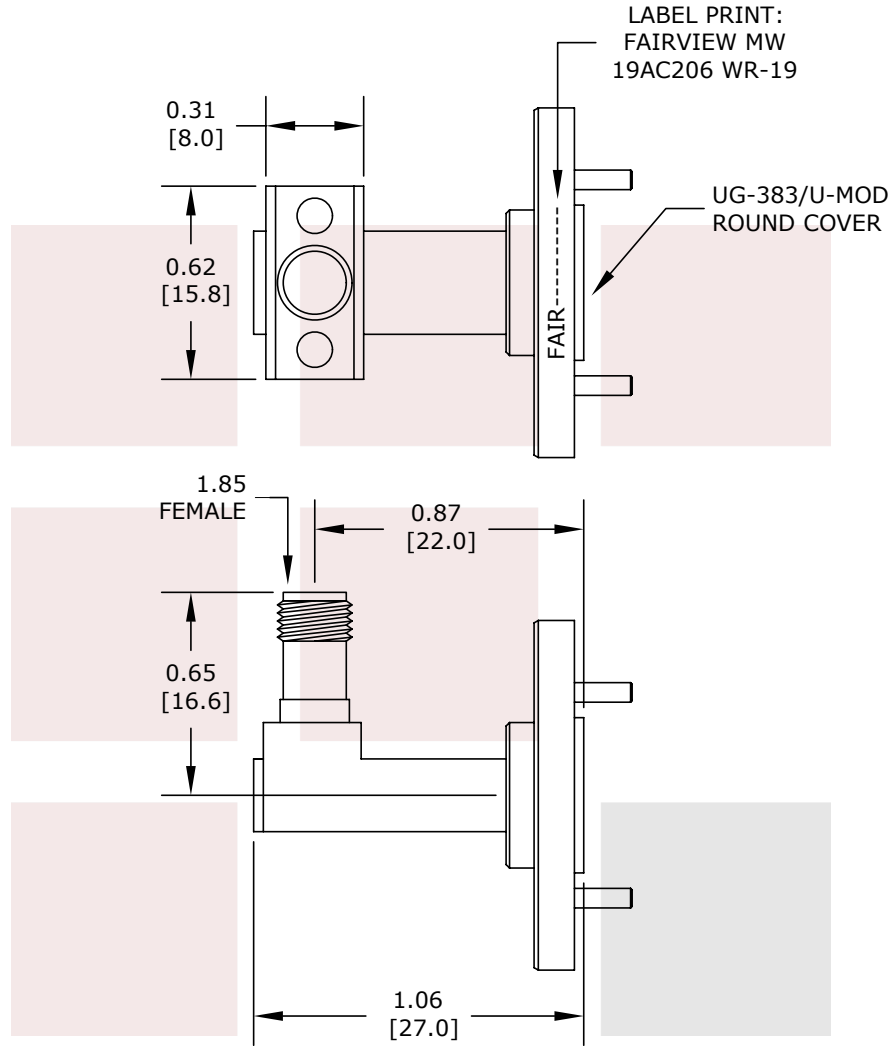


WR-19 to 1.85mm Female Waveguide to Coax Adapter UG-383/U-Mod Round Cover Flange With 40 GHz to 60 GHz Frequency Range For U Band from Fairview Microwave is in-stock and available to ship same-day. All of our RF/microwave products are available off-the-shelf from our ISO 9001:2008 certified facilities in Allen, Texas. Fairview Microwave is RF on-demand.

For additional information on this product, please click the following link: [WR-19 to 1.85mm Female Waveguide to Coax Adapter UG-383/U-Mod Round Cover Flange With 40 GHz to 60 GHz Frequency Range For U Band 19AC206](#)

URL: <https://www.fairviewmicrowave.com/wr-19-1.85mm-female-connector-waveguide-coax-adapter-40-60-ghz-19ac206-p.aspx>

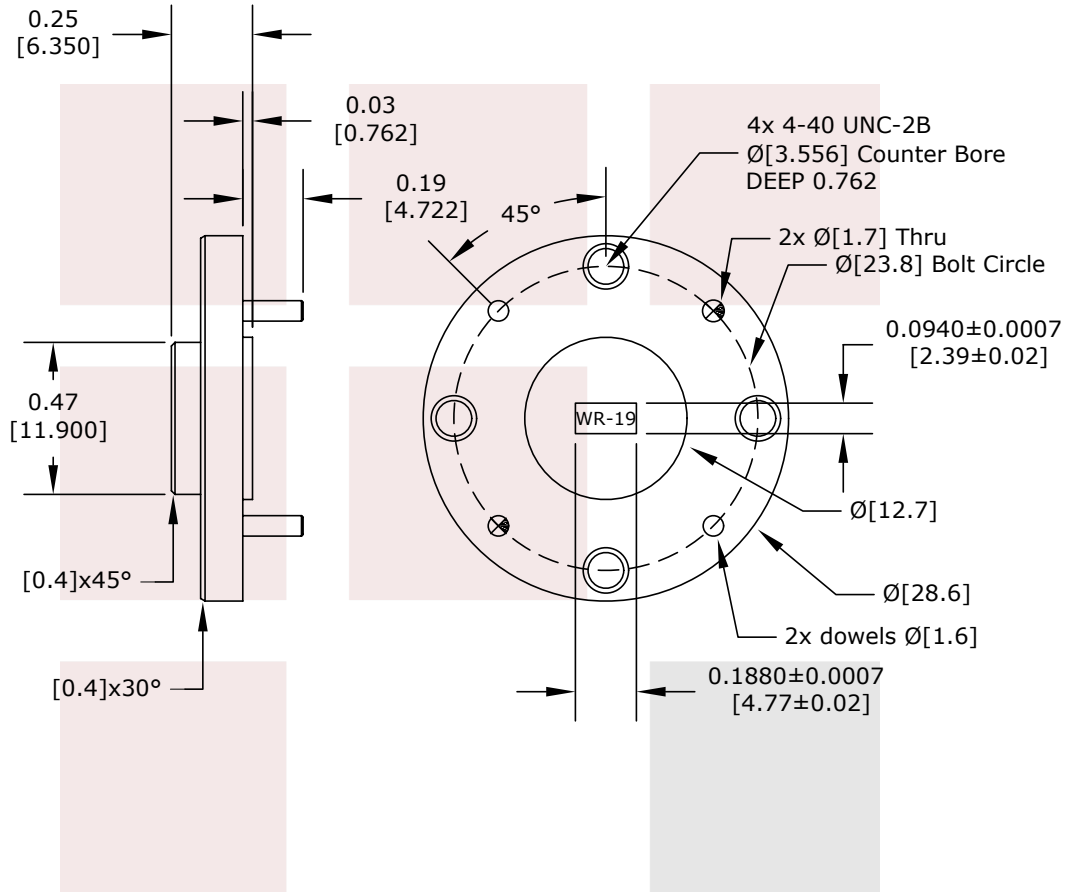
The information contained in this document is accurate to the best of our knowledge and representative of the part described herein. It may be necessary to make modifications to the part and/or the documentation of the part, in order to implement improvements. Fairview Microwave reserves the right to make such changes as required. Unless otherwise stated, all specifications are nominal. Fairview Microwave does not make any representation or warranty regarding the suitability of the part described herein for any particular purpose, and Fairview Microwave does not assume any liability arising out of the use of any part or documentation.



STANDARD TOLERANCES	
.X	±0.2
.XX	±0.1
.XXX	±0.05

\*STANDARD TOLERANCES APPLY ONLY TO DIMENSIONS IN INCHES

<b>FAIRVIEW MICROWAVE INC.</b> ALLEN, TX 75013 WWW.FAIRVIEWMICROWAVE.COM		NOTES: 1. UNLESS OTHERWISE SPECIFIED ALL DIMENSIONS ARE NOMINAL. 2. ALL SPECIFICATIONS ARE SUBJECT TO CHANGE WITHOUT NOTICE AT ANY TIME. 3. DIMENSIONS ARE IN INCHES [mm].			
TITLE WR-19 to 1.85mm Female Waveguide to Coax Adapter UG-383/U-Mod Round Cover Flange With 40 GHz to 60 GHz Frequency Range For U Band		DWG NO <b>19AC206</b>		CAGE CODE <b>3FKR5</b>	
CAD FILE	071816	SHEET	SCALE	N/A	SIZE A 3045



STANDARD TOLERANCES	
.X	±0.2
.XX	±0.1
.XXX	±0.05

\*STANDARD TOLERANCES APPLY ONLY TO DIMENSIONS IN INCHES

<b>FAIRVIEW MICROWAVE INC.</b> ALLEN, TX 75013 WWW.FAIRVIEWMICROWAVE.COM		NOTES: 1. UNLESS OTHERWISE SPECIFIED ALL DIMENSIONS ARE NOMINAL. 2. ALL SPECIFICATIONS ARE SUBJECT TO CHANGE WITHOUT NOTICE AT ANY TIME. 3. DIMENSIONS ARE IN INCHES [mm].			
TITLE WR-19 to 1.85mm Female Waveguide to Coax Adapter UG-383/U-Mod Round Cover Flange With 40 GHz to 60 GHz Frequency Range For U Band		DWG NO 19AC206		CAGE CODE 3FKR5	
CAD FILE	071816	SHEET	SCALE	N/A	SIZE A 3045