

WR-12 Waveguide Power Amplifier 70.5 GHz to 76.5 GHz Frequency Range E Band With 25 dB Gain And 22 dBm Psat Using UG-387/U Flange

FMAM4023 is an Waveguide Power Amplifier with a frequency range of 70.5 to 76.5 GHz frequency range (E Band). The amplifier offers +22 dBm Typical of Psat and 25 dB small signal gain min performance. This amplifier requires only a single positive DC supply, is unconditionally stable. The gold plated compact package design uses integrated WR-12 with UG-387/U-MOD waveguide flange interfaces for the RF ports.

Electrical Specifications

Description	Min	Typ	Max	Units
Frequency	70.5		76.5	GHz
Small Signal Gain	25			dB
Saturated Output Power	+20	+22		dBm
Input Return Loss		-10	-7	dB
Output Return Loss		-6	-4	dB
Operating DC Voltage	8		12	Volts
Operating DC Current		700		mA

Mechanical Specifications

Size	
Length	1.6 in [40.64 mm]
Width	1 in [25.4 mm]
Height	0.6 in [15.24 mm]

Configuration

Design	Power
DC Bias Connector	Standard

Description	Connector 1	Connector 2
Type	WR-12	WR-12
Flange	UG-387/U	UG-387/U

Mechanical Specification Notes:

ESD Sensitive Material, Transport material in Approved ESD bags. Handle only in approved ESD Workstation.

Heat Sink Required for Proper Operation, Unit is cooled by conduction to heat sink.

Environmental Specifications

Compliance Certifications (visit www.FairviewMicrowave.com for current document)

Plotted and Other Data

Notes:



Features:

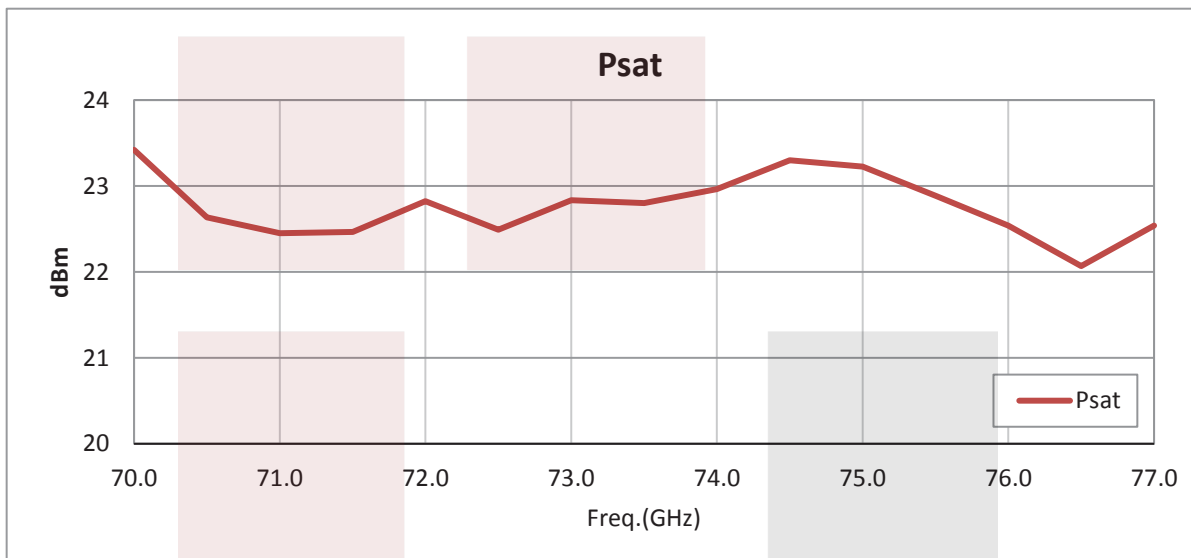
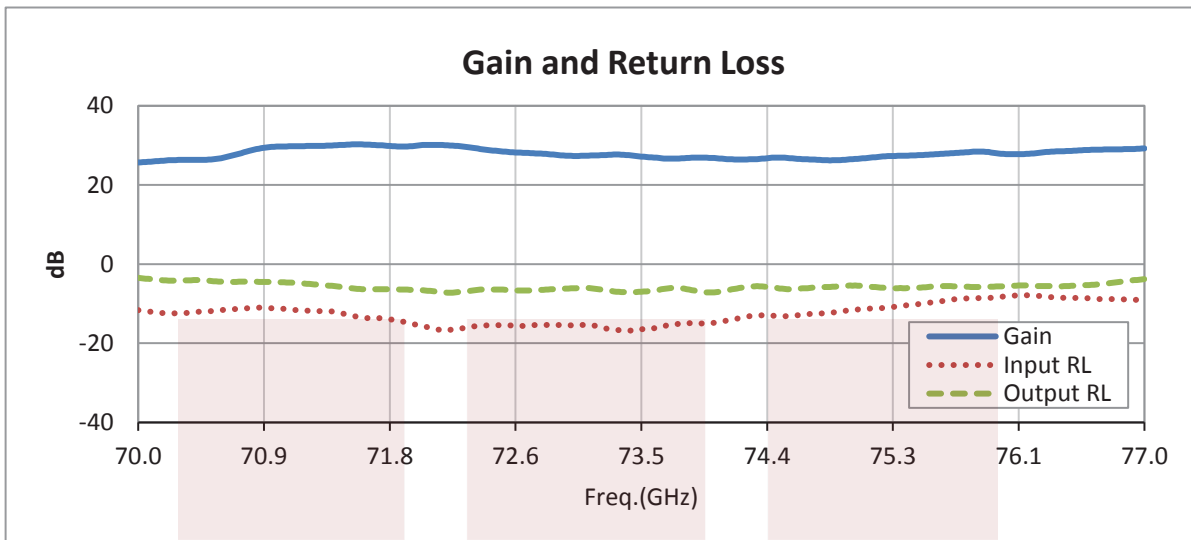
- E Band (70.5 to 76.5GHz) waveguide power amplifier
- Psat +22 dBm typ
- Gain +25 dB min
- RF Ports: WR-12 with UG387/U-MOD Flange
- Gold Plated Compact Package Design

Applications:

- Transmitter Subsystems
- Military Communications
- Commercial Communications
- Instruments and Test Equipment

Fairview Microwave
 1130 Junction Dr. #100
 Allen, TX 75013
 Tel: 1-800-715-4396 / (972) 649-6678
 Fax: (972) 649-6689
www.fairviewmicrowave.com
sales@fairviewmicrowave.com

Typical Performance Data

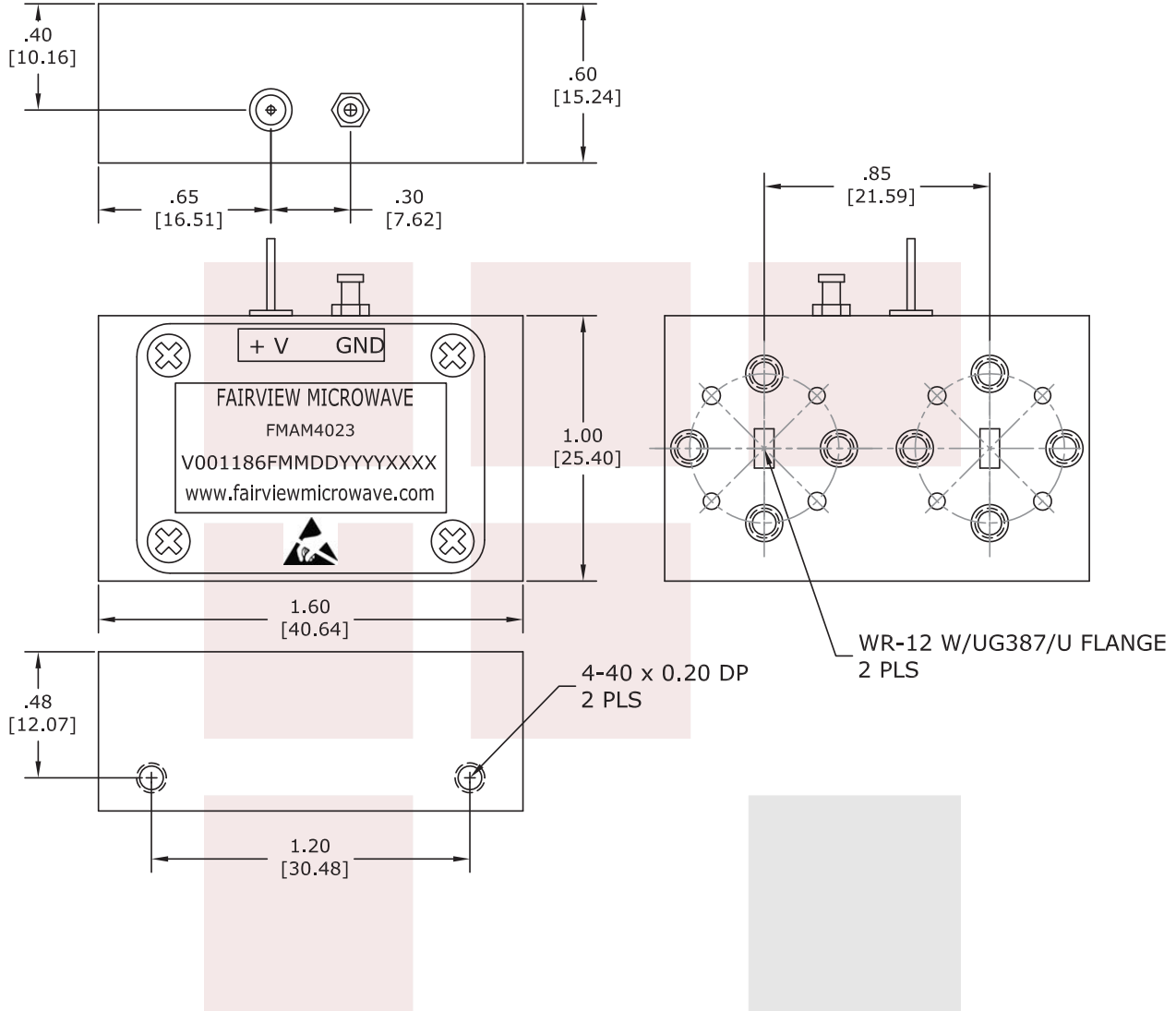


WR-12 Waveguide Power Amplifier 70.5 GHz to 76.5 GHz Frequency Range E Band With 25 dB Gain And 22 dBm Psat Using UG-387/U Flange from Fairview Microwave is in-stock and available to ship same-day. All of our RF/microwave products are available off-the-shelf from our ISO 9001:2008 certified facilities in Allen, Texas. Fairview Microwave is RF on-demand.

For additional information on this product, please click the following link: [WR-12 Waveguide Power Amplifier 70.5 GHz to 76.5 GHz Frequency Range E Band With 25 dB Gain And 22 dBm Psat Using UG-387/U Flange FMAM4023](#)

URL: <http://www.fairviewmicrowave.com/wr-12-waveguide-power-amplifier-76.5-ghz-e-band-22-dbm-psat-fmam4023-p.aspx>

The information contained in this document is accurate to the best of our knowledge and representative of the part described herein. It may be necessary to make modifications to the part and/or the documentation of the part, in order to implement improvements. Fairview Microwave reserves the right to make such changes as required. Unless otherwise stated, all specifications are nominal. Fairview Microwave does not make any representation or warranty regarding the suitability of the part described herein for any particular purpose, and Fairview Microwave does not assume any liability arising out of the use of any part or documentation.



UNLESS OTHERWISE SPECIFIED:
DIMENSIONS ARE IN: inches
TOLERANCES ARE: [mm]
.XX ± .01 [±.25]
.XX ±.001 [±.025]

NOTE:
HEAT SINK REQUIRED FOR PROPER OPERATION,
UNIT IS COOLED BY CONDUCTING TO HEAT SINK.

* THESE DIMENSIONS AND TOLERANCES
SUPERSEDE NOTE #1 ON TITLE BLOCK.

FAIRVIEW MICROWAVE INC. ALLEN, TX 75013 WWW.FAIRVIEWMICROWAVE.COM		NOTES: 1. UNLESS OTHERWISE SPECIFIED ALL DIMENSIONS ARE NOMINAL. 2. ALL SPECIFICATIONS ARE SUBJECT TO CHANGE WITHOUT NOTICE AT ANY TIME. 3. DIMENSIONS ARE IN INCHES [mm].			
TITLE WR-12 Waveguide Power Amplifier 70.5 GHz to 76.5 GHz Frequency Range E Band With 25 dB Gain And 22 dBm Psat Using UG-387/U Flange		DWG NO FMAM4023		CAGE CODE 3FKR5	
CAD FILE	071715	SHEET	SCALE	N/A	SIZE A 2233