

6

5

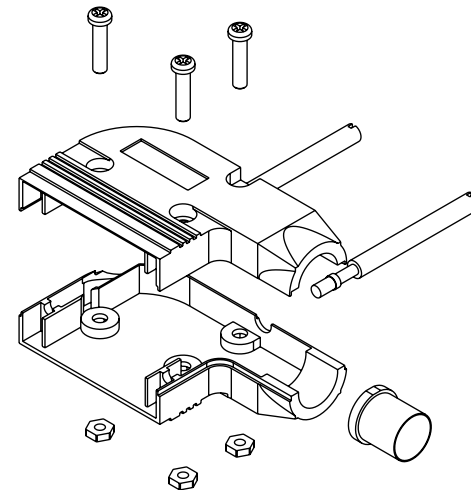
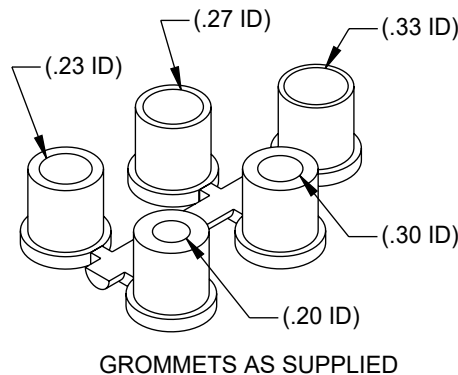
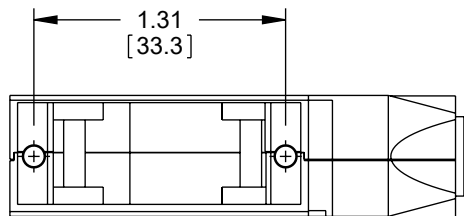
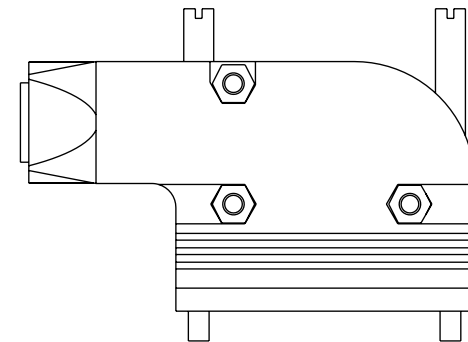
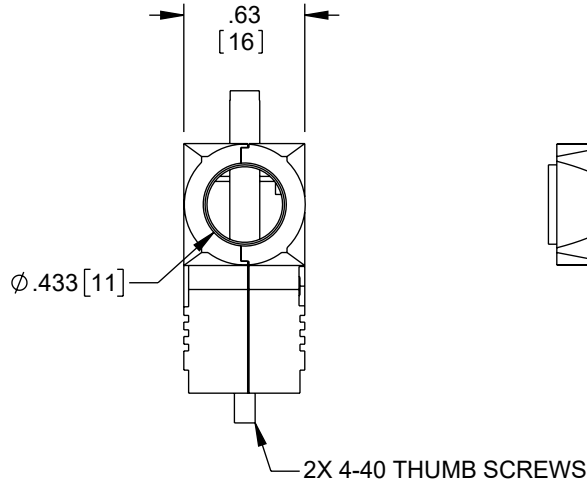
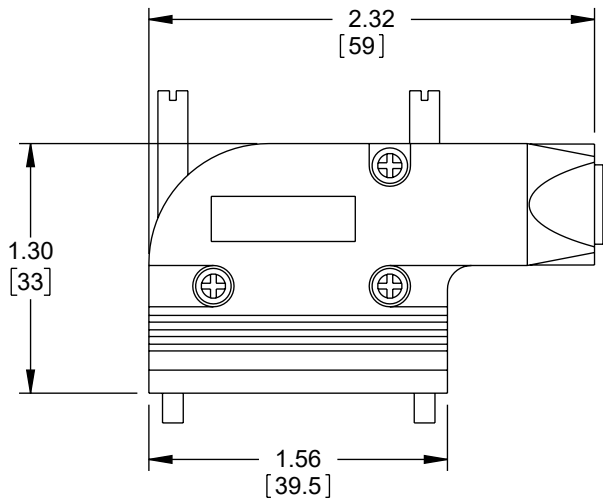
4

3

2

1

REVISION					
ZONE	REV	DESCRIPTION	DATE	CHANGED BY	APPROVED
	B	UPDATED PER ECO-13178	02/16/2024	KGLEBOVA	DGUST



NOTES:

MATERIALS:
 HOOD: DIE-CAST ZINC ALLOY
 THUMBSCREW: STEEL
 ASSEMBLY HARDWARE: STEEL
 STRAIN RELIEF GROMMETS: PVC, BLACK

FINISH:
 HOOD: NICKEL PLATED, MATTE FINISH ON MAJOR SURFACES
 THUMBSCREW: NICKEL PLATED
 ASSEMBLY HARDWARE: NICKEL PLATED

MISCELLANEOUS:
 INTENDED FOR USE WITH 15 PIN STANDARD AND 26 PIN HIGH DENSITY D-SUBMINIATURE CONNECTORS.
 SUPPLIED WITH 5 STRAIN RELIEF GROMMETS FOR CABLING HAVING DIAMETERS RANGING FROM .190 TO .335 INCH.
 ALL DIMENSIONS ARE FOR REFERENCE.

REGULATORY COMPLIANCE:
 EU RoHS DIRECTIVE (MOST RECENT RELEASED VERSION)

THE INFORMATION CONTAINED IN THIS DRAWING IS THE SOLE PROPERTY OF INFINITE ELECTRONICS, INC. ANY REPRODUCTION IN PART OR WHOLE WITHOUT THE WRITTEN PERMISSION OF INFINITE ELECTRONICS, INC. IS PROHIBITED. THESE COMMODITIES, TECHNOLOGY OR SOFTWARE WERE EXPORTED FROM THE UNITED STATES IN ACCORDANCE WITH THE EXPORT ADMINISTRATION REGULATIONS. DIVERSION CONTRARY TO U.S. LAW PROHIBITED.

UNLESS OTHERWISE SPECIFIED LEADING DIMENSIONS ARE INCHES DIMENSIONS IN [] ARE MILLIMETERS	
TOLERANCES:	
X = ±.2 [5]	FRACTIONS ± 1/32
XX = ±.02 [0.5]	ANGLES ± 1°
.XXX = ±.005 [0.13]	
CABLE LENGTH TOLERANCES:	
≤12 [305]	≤ +1 [25] / -0
>12 [305] ≤ 60 [1524]	≤ +2 [51] / -0
>60 [1524] ≤ 120 [3048]	≤ +4 [102] / -0
>120 [3048] ≤ 300 [7620]	≤ +6 [152] / -0
>300 [7620]	≤ +5% / -0
ALL DIMENSIONS ARE FOR REFERENCE ONLY AND SUBJECT TO CHANGE WITHOUT NOTICE UN-DIMENSIONED/NON-CRITICAL FEATURES MAY VARY IN SIZE AND LOCATION COLORS MAY VARY	



Website: www.FairviewMicrowave.com
 Phone: 1.800.715.4396 | 1.972.649.6678

INTERPRET ALL DIMENSIONS AND TOLERANCES PER ASME Y14.5	
SCALE	SHEET
NONE	1 OF 1

DESCRIPTION: RIGHT ANGLE ASSEMBLED D-SUB HOOD KIT, DB15/HD26 METAL

SIZE	CAGE CODE	DRAWN BY	ITEM NO.	REV
A	3FKR5	BPUCHASKI	FM1047	B

6

5

4

3

2

1