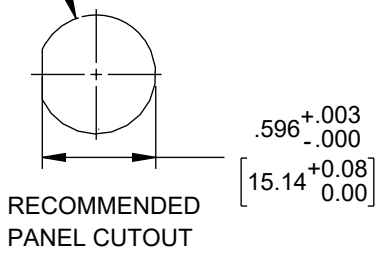
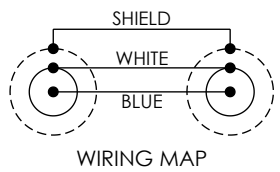
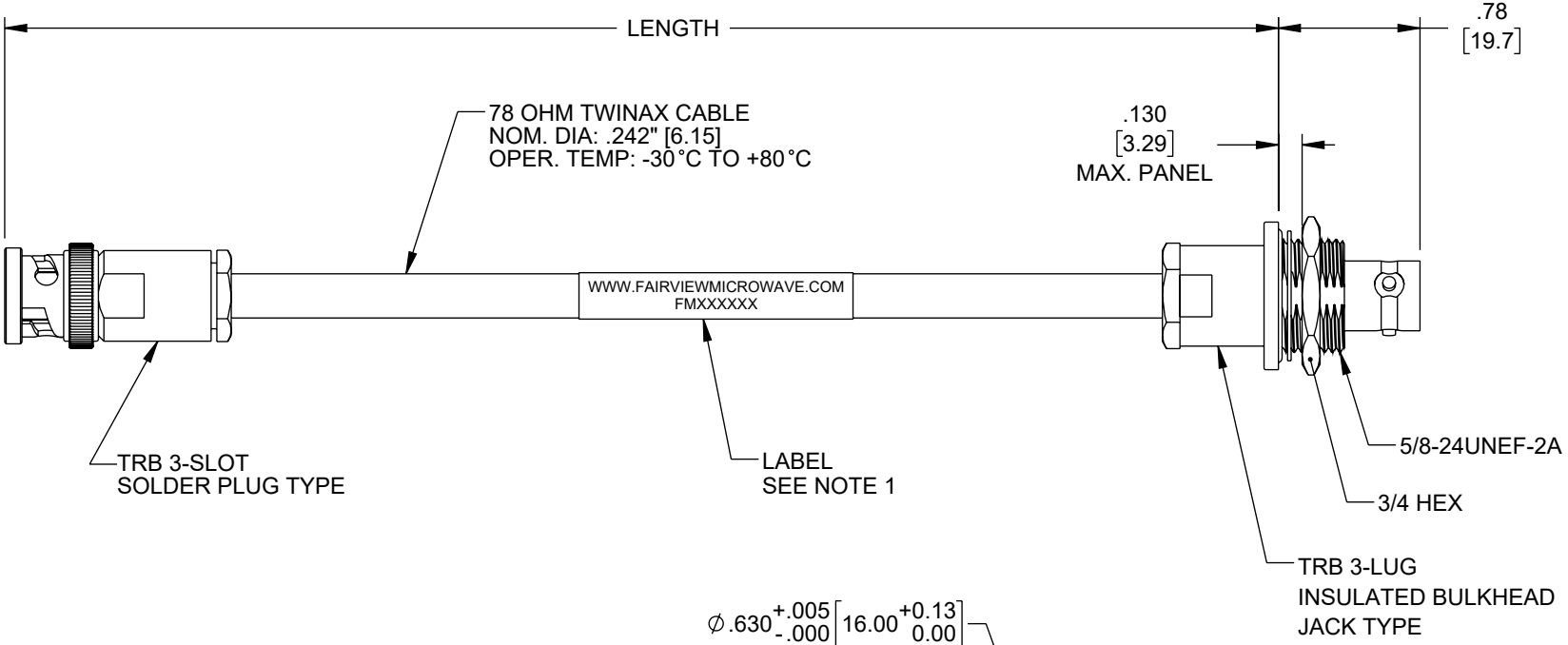


6 5 4 3 2 1

REVISION					
ZONE	REV	DESCRIPTION	DATE	CHANGED BY	APPROVED
	A	INITIAL RELEASE	08/07/2023	LNAGARAJ	EKIM



NOTES:

- CABLE ASSEMBLY LENGTH LABEL PLACEMENT: 36 INCHES OR LESS, ONE LABEL APPROXIMATELY CENTERED. LONGER THAN 36 INCHES, TWO LABELS APPROXIMATELY 6 INCHES FROM EACH CONNECTOR.
- CABLE ASSEMBLIES SHALL BE TESTED FOR CONTINUITY.
- CABLE ASSEMBLY LENGTH DETERMINED BY PN AS ILLUSTRATED: FM3MSA00579-XX (XX = OAL IN METERS).

<small>UNLESS OTHERWISE SPECIFIED LEADING DIMENSIONS ARE INCHES DIMENSIONS IN [] ARE MILLIMETERS</small> TOLERANCES: X = ±.2 [5] FRACTIONS ± 1/32 .XX = ±.02 [0.5] ANGLES ± 1° .XXX = ±.005 [0.13] CABLE LENGTH TOLERANCES: ≤12 [305] = +1 [25] / -0 >12 [305] ≤ 60 [1524] = +2 [51] / -0 >60 [1524] ≤ 120 [3048] = +4 [102] / -0 >120 [3048] ≤ 300 [7620] = +6 [152] / -0 >300 [7620] = +5% / -0	 Fairview Microwave an INFINIT® brand Website: www.FairviewMicrowave.com Phone: 1.800.715.4396 1.972.649.6678	 INTERPRET ALL DIMENSIONS AND TOLERANCES PER ASME Y14.5 SCALE NONE SHEET 1 OF 1
ALL DIMENSIONS ARE FOR REFERENCE ONLY AND SUBJECT TO CHANGE WITHOUT NOTICE. UN-DIMENSIONED/NON-CRITICAL FEATURES MAY VARY IN SIZE AND LOCATION. COLORS MAY VARY.	SIZE A CAGE CODE 3FKR5 DRAWN BY LNAGARAJ ITEM NO. FM3MSA00579-XX REV A	

THE INFORMATION CONTAINED IN THIS DRAWING IS THE SOLE PROPERTY OF INFINITE ELECTRONICS, INC. ANY REPRODUCTION IN PART OR WHOLE WITHOUT THE WRITTEN PERMISSION OF INFINITE ELECTRONICS, INC. IS PROHIBITED. THESE COMMODITIES, TECHNOLOGY OR SOFTWARE WERE EXPORTED FROM THE UNITED STATES IN ACCORDANCE WITH THE EXPORT ADMINISTRATION REGULATIONS. DIVERSION CONTRARY TO U.S. LAW PROHIBITED.

6 5 4 3 2 1