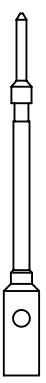
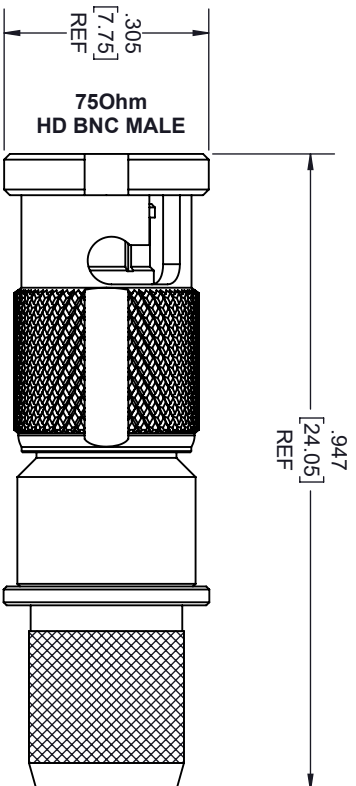
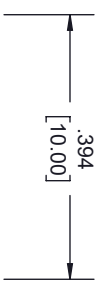


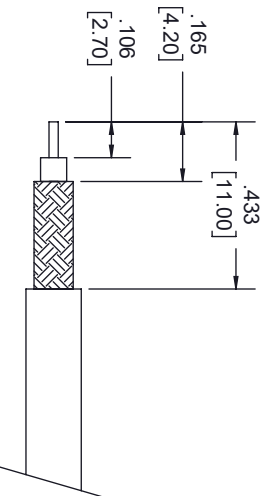
REVISIONS			
REV.	DESCRIPTION	DATE	APPROVED
A	INITIAL RELEASE	11/19/2021	A. GANWANI



CONTACT

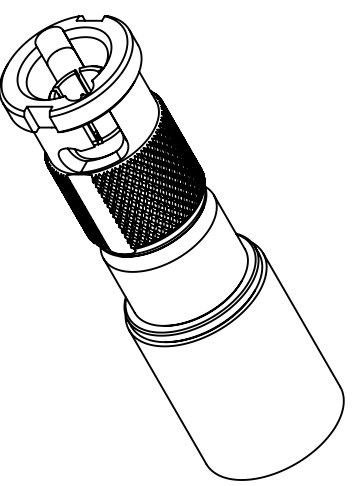


FERRULE



STRIPPING DIMENSIONS

- NOTES:**
- CABLE ATTACHMENT:**
 - OUTER: CRIMP.
 - INNER: SOLDER/CRIMP.
 - CRIMP SIZE REQUIRED:**
 - FERRULE: .278 [7.06] HEX DIE.
 - CONTACT: .042 [1.07] HEX DIE.



THESE COMMODITIES, TECHNOLOGY OR SOFTWARE WERE EXPORTED FROM THE UNITED STATES IN ACCORDANCE WITH THE EXPORT ADMINISTRATION REGULATIONS, DIVERSION CONTRARY TO U.S. LAW PROHIBITED.



TITLE

UNLESS OTHERWISE SPECIFIED LEADING DIMENSIONS ARE INCHES DIMENSIONS IN [] ARE MILLIMETERS				THIRD-ANGLE PROJECTION	
TOLERANCES:				THE INFORMATION AND DESIGN IN THIS DOCUMENT IS THE PROPERTY OF FAIRVIEW MICROWAVE CORPORATION. ALL RIGHTS RESERVED.	
CABLE LENGTH (L) TOLERANCES:		L ± 1/2 (806) = +1/2 (51) / -0		SHEET 1 OF 1	
FRACTIONS		12 (305) < L ≤ 60 (1524) = +2 (51) / -0		SCALE N/A	
± 1/32		60 (1524) < L ≤ 120 (3048) = +4 (102) / -0		REV A	
ANGLES ± 1°		120 (3048) < L ≤ 300 (7620) = +6 (152) / -0		ITEM NO. FMCN0002	
		300 (7620) < L = +5%L / -0		DRAWN BY K.DANG	
				GAGE CODE 3FKRS	
				SIZE A	