

6

5

4

3

2

1

REVISION

| ZONE | REV | DESCRIPTION | DATE | CHANGED BY | APPROVED |
|------|-----|-------------|------------|------------|----------|
| | B | ECO-13202 | 04/18/2024 | KGLEBOVA | KHIETPAS |

F

F

E

E

D

D

C

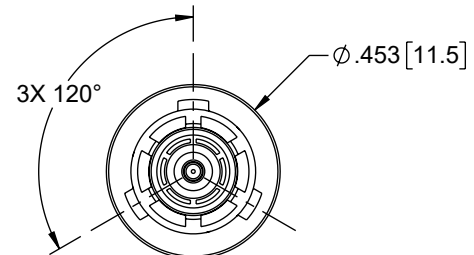
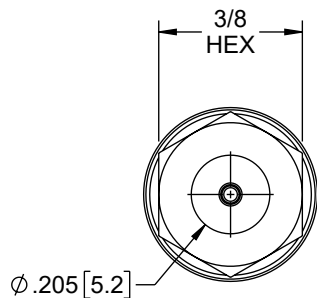
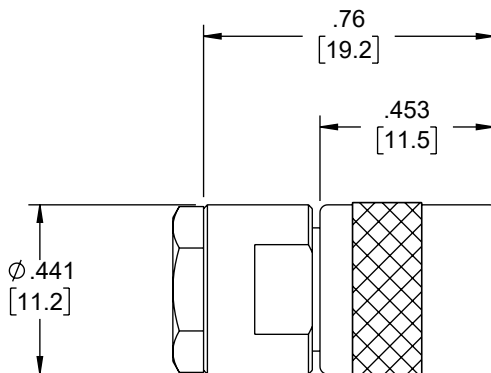
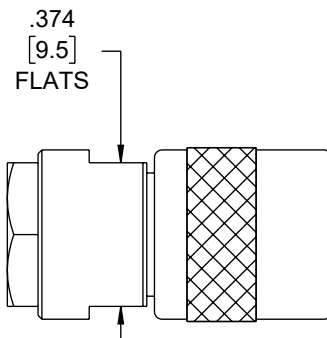
C

B

B

A

A



UNLESS OTHERWISE SPECIFIED
LEADING DIMENSIONS ARE INCHES
DIMENSIONS IN [] ARE MILLIMETERS

TOLERANCES:

| | |
|---------------------|-------------|
| X = ±.2 [5] | FRACTIONS |
| XX = ±.02 [0.5] | ± 1/32 |
| .XXX = ±.005 [0.13] | ANGLES ± 1° |

CABLE LENGTH TOLERANCES:

| | |
|--------------------------|-----------------|
| ≤12 [305] | = +1 [25] / -0 |
| >12 [305] ≤ 60 [1524] | = +2 [51] / -0 |
| >60 [1524] ≤ 120 [3048] | = +4 [102] / -0 |
| >120 [3048] ≤ 300 [7620] | = +6 [152] / -0 |
| >300 [7620] | = +5% / -0 |

ALL DIMENSIONS ARE FOR REFERENCE ONLY
AND SUBJECT TO CHANGE WITHOUT NOTICE
UN-DIMENSIONED/NON-CRITICAL FEATURES
MAY VARY IN SIZE AND LOCATION
COLORS MAY VARY

Fairview Microwave®
an INFINIT® brand

Website: www.FairviewMicrowave.com
Phone: 1.800.715.4396 | 1.972.649.6678

INTERPRET ALL DIMENSIONS AND TOLERANCES PER ASME Y14.5

| | |
|-------|--------|
| SCALE | SHEET |
| NONE | 1 OF 2 |

| | | | |
|---|-----------|----------|------------------|
| DESCRIPTION | | | |
| 75 OHM TRS SUBMINIATURE PLUG 1553 CONNECTOR CRIMP/SOLDER ATTACHMENT TRC-75-1 | | | |
| SIZE | CAGE CODE | DRAWN BY | ITEM NO. |
| A | 3FKR5 | SREITER | FMCN10-10030-350 |
| | | | REV |
| | | | B |

THE INFORMATION CONTAINED IN THIS DRAWING IS THE SOLE PROPERTY OF INFINITE ELECTRONICS, INC. ANY REPRODUCTION IN PART OR WHOLE WITHOUT THE WRITTEN PERMISSION OF INFINITE ELECTRONICS, INC. IS PROHIBITED. THESE COMMODITIES, TECHNOLOGY OR SOFTWARE WERE EXPORTED FROM THE UNITED STATES IN ACCORDANCE WITH THE EXPORT ADMINISTRATION REGULATIONS. DIVERSION CONTRARY TO U.S. LAW PROHIBITED.

6

5

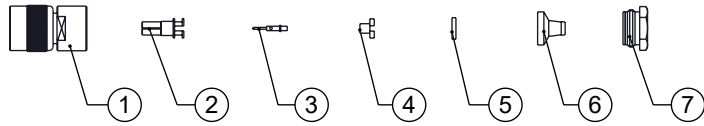
4

3

2

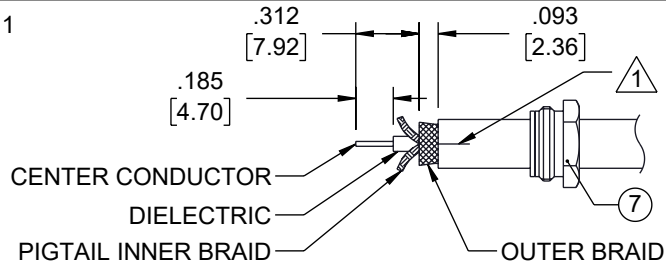
1

ASSEMBLY INSTRUCTIONS



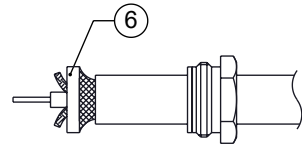
- ① BODY ASSEMBLY
- ② INNER SHIELD ASSEMBLY
- ③ CONTACT
- ④ NOTCHED INSERT
- ⑤ CONE DIELECTRIC
- ⑥ CONE
- ⑦ CLAMP NUT

STEP 1



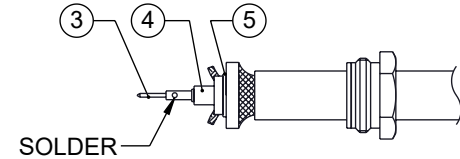
- PLACE ⑦ ONTO CABLE.
- STRIP CABLE AS SHOWN AND FLARE BRAID TO ALLOW FREE ENTER OF ⑥. (▲ LATERAL SLITS 180° APART MAY BE REQUIRED FOR INFLEXIBLE JACKET MATERIALS).
- LIGHTLY TIN CENTER CONDUCTOR.

STEP 2



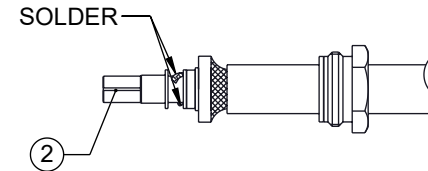
- SLIP ⑥ UNDER OUTER BRAID AND JACKET UNTIL BRAID IS FLUSH WITH EDGE OF ⑥.

STEP 3



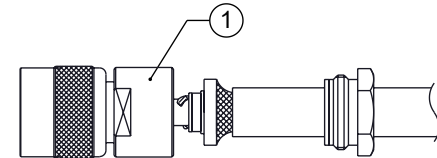
- PLACE ⑤ OVER PIGTAILS AND SEAT IN ⑥.
- INSTALL ④ WITH CENTER CONDUCTOR THRU CENTER HOLE AND PIGTAILS THRU SIDE SLOTS UNTIL SEATED AGAINST ⑤.
- POSITION ③ OVER CENTER CONDUCTOR AND SOLDER IN PLACE.

STEP 4



- PLACE ② OVER ③ AND ④ WITH PIGTAILS THRU SIDE SLOTS.
- WRAP PIGTAILS BETWEEN ② RIDGES AND SOLDER, BEING CAREFUL NOT TO ALLOW PIGTAILS OR SOLDER TO EXTEND ABOVE RIDGES.

STEP 5



- BRING ⑦ UP ONTO TAPERED PORTION OF CABLE.
- ASSEMBLE ① OVER ENTIRE ASSY AND ENGAGE WITH ⑦.
- WRENCH TIGHTEN TO 25-35 IN LBS TORQUE.

THE INFORMATION CONTAINED IN THIS DRAWING IS THE SOLE PROPERTY OF INFINITE ELECTRONICS, INC. ANY REPRODUCTION IN PART OR WHOLE WITHOUT THE WRITTEN PERMISSION OF INFINITE ELECTRONICS, INC. IS PROHIBITED. THESE COMMODITIES, TECHNOLOGY OR SOFTWARE WERE EXPORTED FROM THE UNITED STATES IN ACCORDANCE WITH THE EXPORT ADMINISTRATION REGULATIONS. DIVERSION CONTRARY TO U.S. LAW PROHIBITED.

ALL DIMENSIONS ARE FOR REFERENCE ONLY AND SUBJECT TO CHANGE WITHOUT NOTICE UN-DIMENSIONED/NON-CRITICAL FEATURES MAY VARY IN SIZE AND LOCATION COLORS MAY VARY

Fairview Microwave
 an INFINIT@ brand

Website: www.FairviewMicrowave.com
 Phone: 1.800.715.4396 | 1.972.649.6678

INTERPRET ALL DIMENSIONS AND TOLERANCES PER ASME Y14.5
 SCALE NONE SHEET 2 OF 2

| DESCRIPTION | | | | |
|---|-----------|----------|------------------|-----|
| 75 OHM TRS SUBMINIATURE PLUG 1553 CONNECTOR CRIMP/SOLDER ATTACHMENT TRC-75-1 | | | | |
| SIZE | CAGE CODE | DRAWN BY | ITEM NO. | REV |
| A | 3FKR5 | SREITER | FMCN10-10030-350 | B |