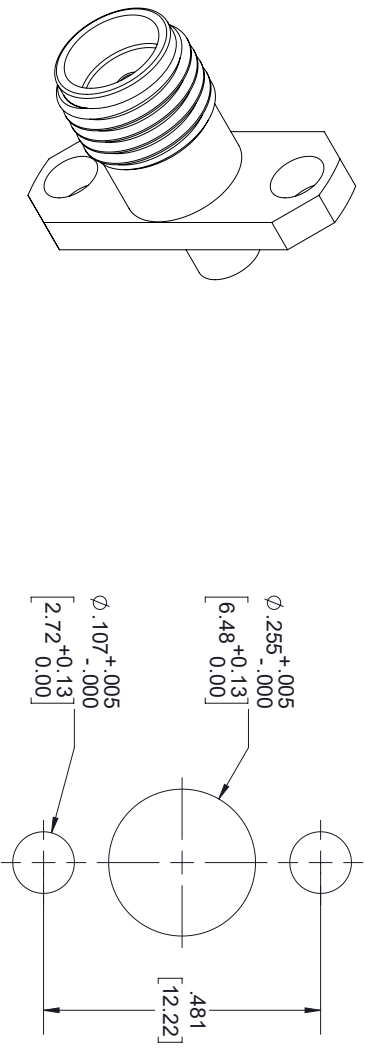
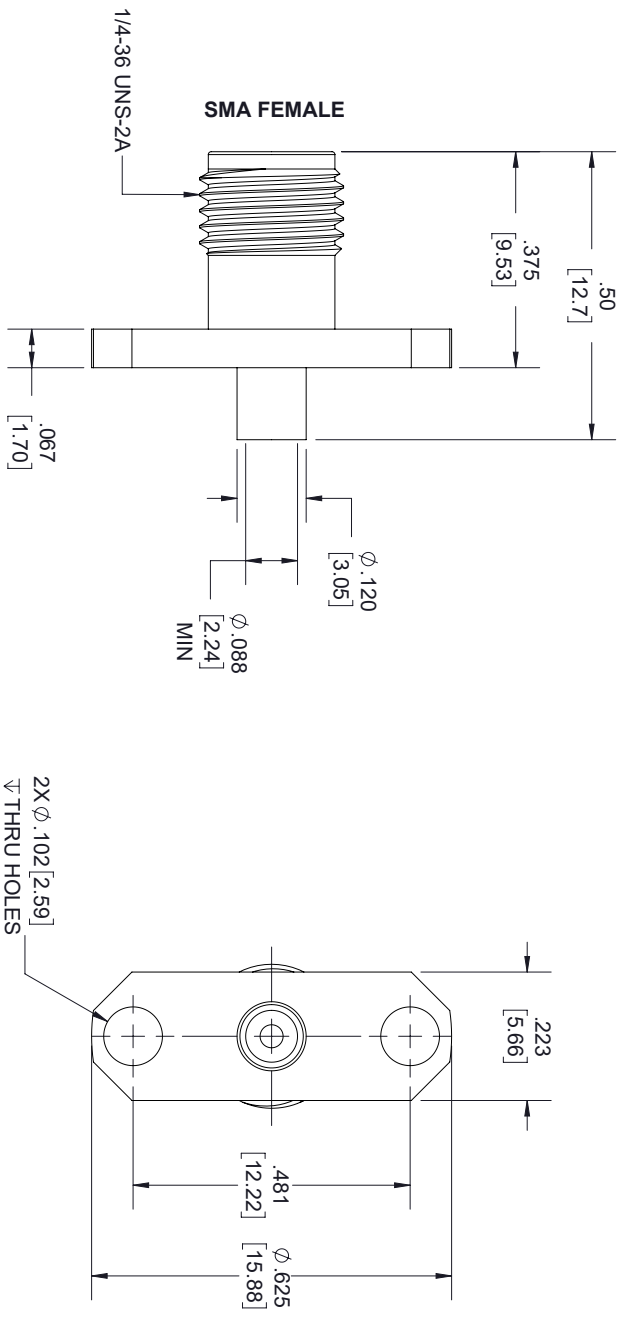
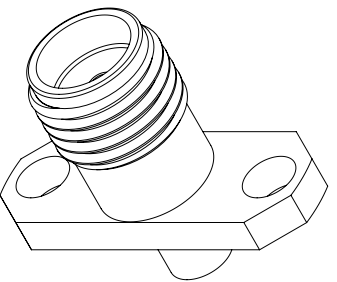


REVISIONS			
REV.	DESCRIPTION	DATE	APPROVED
A	INITIAL RELEASE	11/19/19	S ELLIS



MOUNTING HOLE



THESE COMMODITIES, TECHNOLOGY OR SOFTWARE WERE EXPORTED FROM THE UNITED STATES IN ACCORDANCE WITH THE EXPORT ADMINISTRATION REGULATIONS, DIVERSION CONTRARY TO U.S. LAW PROHIBITED.



TITLE

UNLESS OTHERWISE SPECIFIED LEADING DIMENSIONS ARE INCHES DIMENSIONS IN [ ] ARE MILLIMETERS					THIRD-ANGLE PROJECTION	
TOLERANCES:					THE INFORMATION AND DESIGN IN THIS DOCUMENT IS THE PROPERTY OF FAIRVIEW MICROWAVE CORPORATION. ALL RIGHTS RESERVED.	
X = ±.2 [5.08]		FRACTIONS ± 1/32		L ± 1/2 (305) = +1 [25] / -0		
XX = ±.02 [.51]		ANGLES ± 1°		12 (305) < L ≤ 60 [1524] = ±2 [51] / -0		
XXX = ±.005 [.13]				60 [1524] < L ≤ 120 [3048] = ±4 [102] / -0		
				120 [3048] < L ≤ 300 [7620] = ±6 [152] / -0		
				300 [7620] < L = +5% / -0		
ALL DIMENSIONS SHOWN ARE FOR REFERENCE ONLY.					SCALE	
SIZE	GAGE CODE	DRAWN BY	PART NUMBER	REV		
A	3FKRS	K.DANG	FMCN1591	N/A		
				SHEET 1 OF 1		