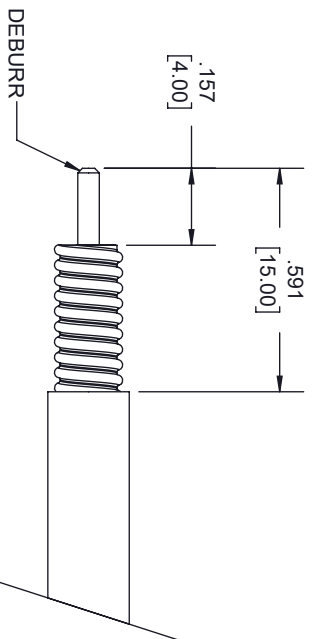
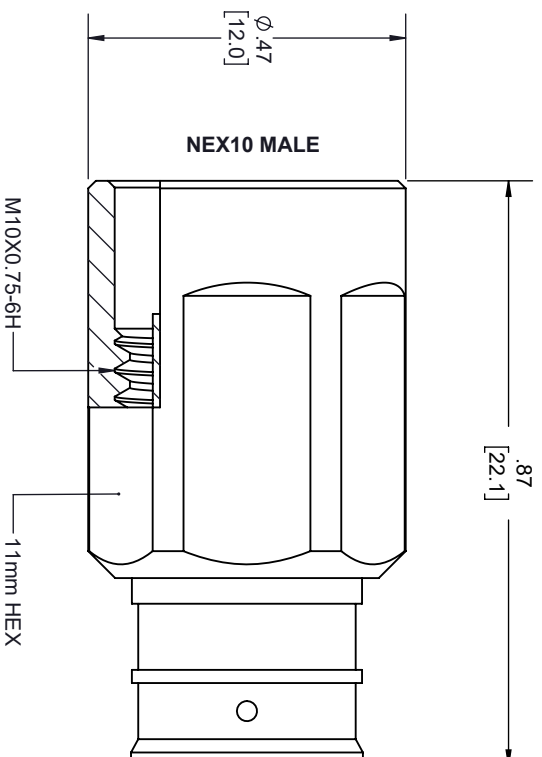



REVISIONS			
REV.	DESCRIPTION	DATE	APPROVED
A	INITIAL RELEASE	1/11/2021	S. ELLIS



- NOTES:
1. CABLE ATTACHMENT:
 - OUTER: SOLDER.
 - INNER: SOLDER.

STRIPPING DIMENSIONS



THESE COMMODITIES, TECHNOLOGY OR SOFTWARE WERE EXPORTED FROM THE UNITED STATES IN ACCORDANCE WITH THE EXPORT ADMINISTRATION REGULATIONS, DIVERSION CONTRARY TO U.S. LAW PROHIBITED.



TITLE

UNLESS OTHERWISE SPECIFIED LEADING DIMENSIONS ARE INCHES				THIRD-ANGLE PROJECTION			
DIMENSIONS IN [] ARE MILLIMETERS							
TOLERANCES:				THE INFORMATION AND DESIGN IN THIS DOCUMENT IS THE PROPERTY OF FAIRVIEW MICROWAVE CORPORATION. ALL RIGHTS RESERVED.			
CABLE LENGTH (L) TOLERANCES:		L ≤ 12 [305] = +1 [25] / -0		SHEET		OF	
L ≤ 12 [305] < L ≤ 60 [1524] = +2 [51] / -0		60 [1524] < L ≤ 120 [3048] = +4 [102] / -0		1		1	
120 [3048] < L ≤ 300 [7620] = +6 [152] / -0		300 [7620] < L = +5%L / -0		SCALE		N/A	
ALL DIMENSIONS SHOWN ARE FOR REFERENCE ONLY.				REV			
SIZE	GAGE CODE	DRAWN BY	ITEM NO.	REV			
A	3FKR5	K.DANG	FMCN1708	A			