

6

5

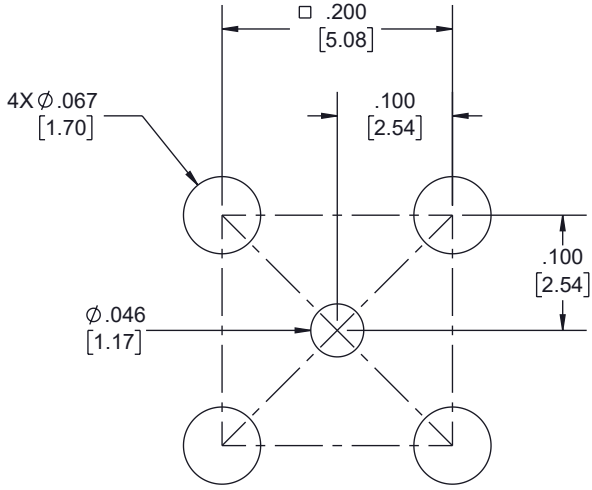
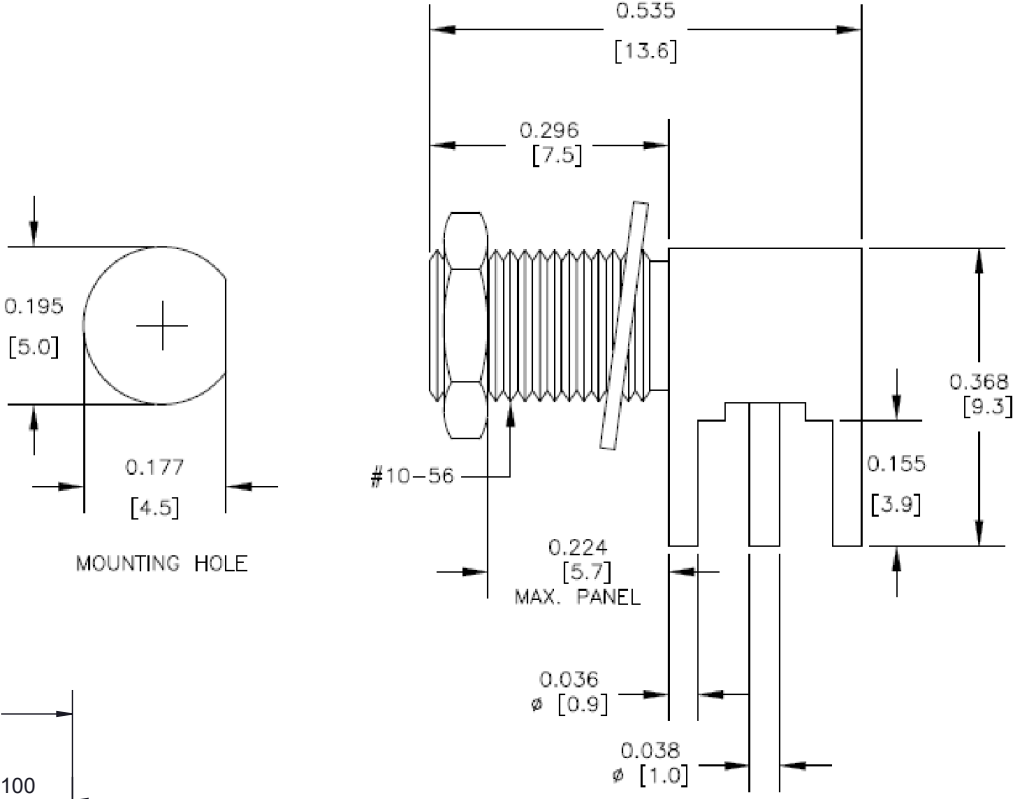
4

3

2

1

REVISION					
ZONE	REV.	DESCRIPTION	DATE	CHANGED BY	APPROVED
	A	INITIAL RELEASE	12/23/2022	KDANG	AGANWANI



**RECOMMENDED
PATTERN MOUNTING HOLE**

UNLESS OTHERWISE SPECIFIED
LEADING DIMENSIONS ARE INCHES
DIMENSIONS IN [] ARE MILLIMETERS

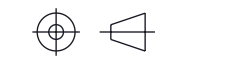
TOLERANCES:
.X = ±.2 [5] FRACTIONS ± 1/32
.XX = ±.02 [.5] ANGLE ± 1°
.XXX = ±.005 [.13]

CABLE LENGTH TOLERANCES:
>12 [305] = +1 [25] / -0
>12 [305] ≤ 60 [1524] = +2 [51] / -0
>60 [1524] ≤ 120 [3048] = +4 [102] / -0
>120 [3048] ≤ 300 [7620] = +6 [152] / -0
>300 [7620] = +5% / -0

ALL DIMENSIONS ARE FOR REFERENCE ONLY
AND SUBJECT TO CHANGE WITHOUT NOTICE.



Website: www.FairviewMicrowave.com
Phone: 1.800.715.4396 | 1.972.649.6678



SCALE: NONE SHEET: 1 OF 1

DESCRIPTION
RF PCB Connector, RP MCX Jack Right Angle Bulkhead Connector
Solder Attachment Thru Hole PCB, .177 inch D Hole

SIZE A	CAGE CODE 3FKR5	DRAWN BY KDANG	ITEM NO. FMCN44216	REV A
-----------	--------------------	-------------------	-----------------------	----------

THE INFORMATION CONTAINED IN THIS DRAWING IS THE SOLE PROPERTY OF INFINITE ELECTRONICS, INC. ANY REPRODUCTION IN PART OR WHOLE WITHOUT THE WRITTEN PERMISSION OF INFINITE ELECTRONICS, INC. IS PROHIBITED. THESE COMMODITIES, TECHNOLOGY OR SOFTWARE WERE EXPORTED FROM THE UNITED STATES IN ACCORDANCE WITH THE EXPORT ADMINISTRATION REGULATIONS. DIVERSION CONTRARY TO U.S. LAW PROHIBITED.

6

5

4

3

2

1