

6

5

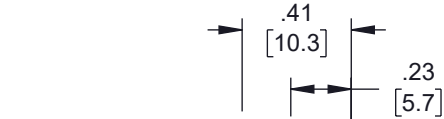
4

3

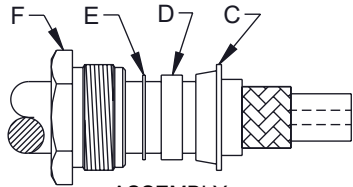
2

1

REVISION					
ZONE	REV	DESCRIPTION	DATE	CHANGED BY	APPROVED
	B	ECO-13482	9/4/2024	DMAY	AGANWANI



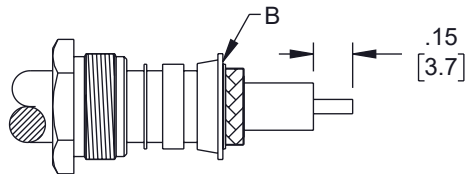
STRIPPING DIMENSIONS  
SEE NOTE 1.



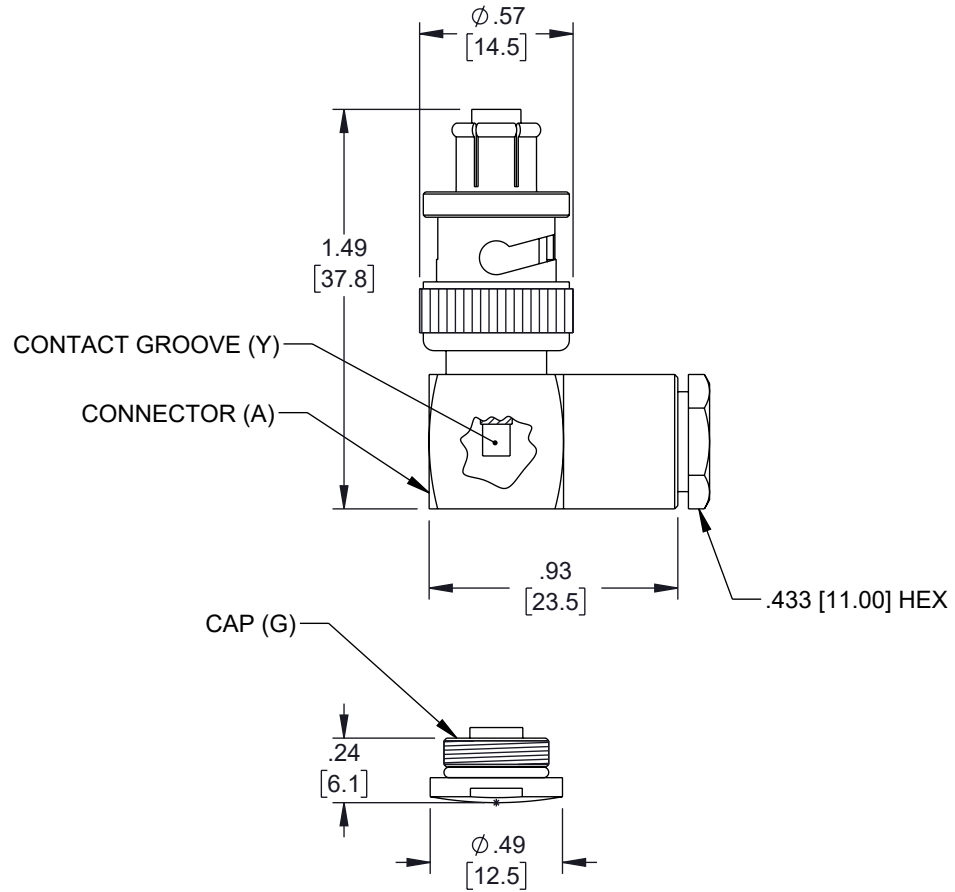
ASSEMBLY  
SEE NOTE 2.



CABLE BRAID  
SEE NOTE 3.



STRIPPING DIMENSION  
SEE NOTE 4.



**ASSEMBLY INSTRUCTIONS:**

1. STRIP THE CABLE AS SHOWN. DO NOT CUT DIELECTRIC.
2. SLIDE THE NUT (F), WASHER (E), GASKET (D) AND BRAID CLAMP (C) OVER THE CABLE JACKET, AS SHOWN.
3. WRAP THE CABLE BRAID BACK AND OVER THE FRONT OF THE CLAMP.
4. STRIP THE CABLE AS SHOWN. DO NOT NICK CENTER CONDUCTOR. SLIDE THE WASHER (B) INTO PLACE, AS SHOWN.
5. INSERT THE CENTER CONDUCTOR INTO THE CONNECTOR (A) UNTIL IT APPEARS IN THE CONTACT GROOVE (Y). SLIDE THE CABLE CLAMPING HARDWARE FORWARD AND TIGHTEN THE NUT. SOLDER THE CENTER CONDUCTOR IN THE CONTACT GROOVE.
6. SCREW THE CAP (G) INTO THE CONNECTOR BODY (A).

THE INFORMATION CONTAINED IN THIS DRAWING IS THE SOLE PROPERTY OF INFINITE ELECTRONICS, INC. ANY REPRODUCTION IN PART OR WHOLE WITHOUT THE WRITTEN PERMISSION OF INFINITE ELECTRONICS, INC. IS PROHIBITED. THESE COMMODITIES, TECHNOLOGY OR SOFTWARE WERE EXPORTED FROM THE UNITED STATES IN ACCORDANCE WITH THE EXPORT ADMINISTRATION REGULATIONS. DIVERSION CONTRARY TO U.S. LAW PROHIBITED.

UNLESS OTHERWISE SPECIFIED LEADING DIMENSIONS ARE INCHES DIMENSIONS IN [ ] ARE MILLIMETERS	
TOLERANCES:	
X = ±.2 [5]	FRACTIONS ± 1/32
XX = ±.02 [0.5]	ANGLES ± 1°
.XXX = ±.005 [0.13]	
CABLE LENGTH TOLERANCES:	
≤12 [305]	= +1 [25] / -0
>12 [305] ≤ 60 [1524]	= +2 [51] / -0
>60 [1524] ≤ 120 [3048]	= +4 [102] / -0
>120 [3048] ≤ 300 [7620]	= +6 [152] / -0
>300 [7620]	= +5% / -0
ALL DIMENSIONS ARE FOR REFERENCE ONLY AND SUBJECT TO CHANGE WITHOUT NOTICE UN-DIMENSIONED/NON-CRITICAL FEATURES MAY VARY IN SIZE AND LOCATION COLORS MAY VARY	



Website: [www.FairviewMicrowave.com](http://www.FairviewMicrowave.com)  
Phone: 1.800.715.4396 | 1.972.649.6678

INTERPRET ALL DIMENSIONS AND TOLERANCES PER ASME Y14.5	
SCALE NONE	SHEET 1 OF 1

DESCRIPTION  
**RA SHV PLUG CONNECTOR CLAMP/SOLDER ATTACHMENT FOR RG59BU CABLE**

SIZE A	CAGE CODE 3FKR5	DRAWN BY AKRESOWSK	ITEM NO. FMCN45850	REV B
-----------	--------------------	-----------------------	-----------------------	----------

6

5

4

3

2

1