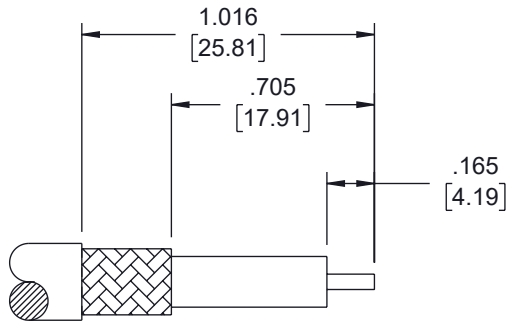


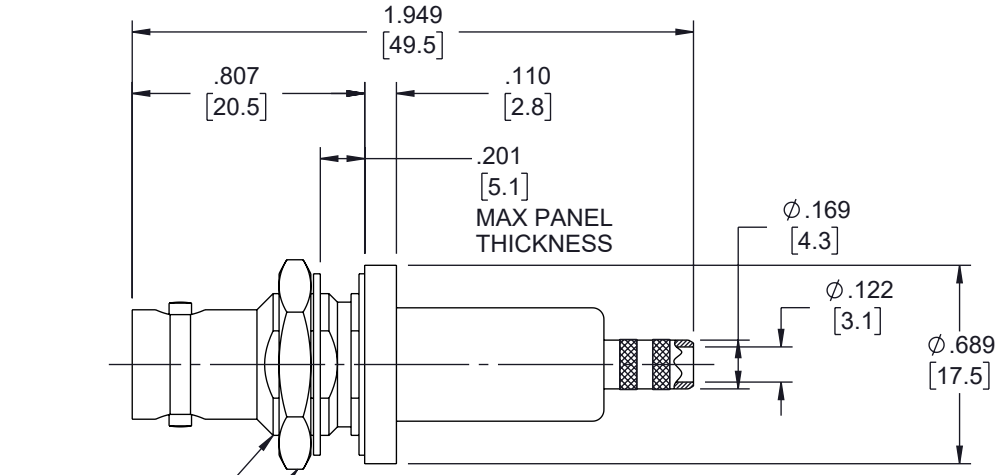
6 5 4 3 2 1

| REVISION | | | | | |
|----------|-----|-----------------------|------------|------------|----------|
| ZONE | REV | DESCRIPTION | DATE | CHANGED BY | APPROVED |
| | B | UPDATED PER ECO-13927 | 10/08/2024 | HBAKKE | AGANWANI |

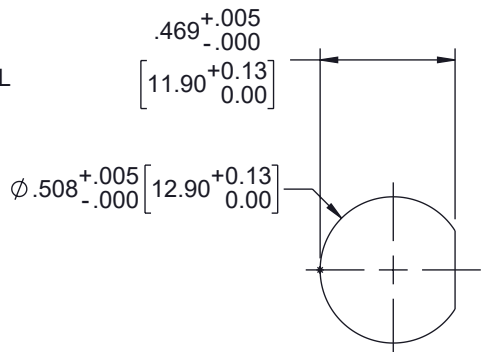


STRIPPING DIMENSIONS

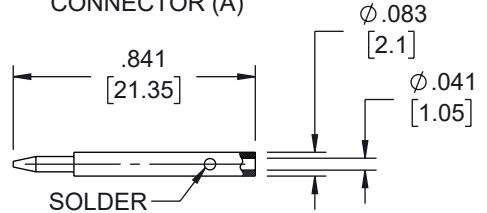
CRIMP SIZE REQUIRED
 CONTACT: SOLDER
 FERRULE: .217 [5.5] HEX CRIMP TOOL



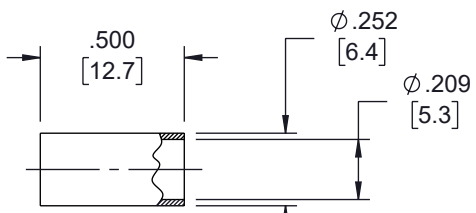
CONNECTOR (A)
 1/2-28 UNEF-2A
 .630 [16] HEX



RECOMMENDED MOUNTING HOLE



CONTACT (B)



FERRULE (C)

ASSEMBLY INSTRUCTIONS:

1. STRIP THE CABLE AS SHOWN. DO NOT NICK CENTER CONDUCTOR.
2. SLIDE THE FERRULE (C) OVER THE CABLE JACKET.
3. PLACE THE CONTACT (B) ONTO THE CENTER CONDUCTOR. SOLDER CONTACT TO CENTER CONDUCTOR.
4. LOOSEN THE CABLE BRAID, THEN SLIDE THE CONNECTOR (A) INTO PLACE. THE CABLE BRAID MUST OVERLAP THE KNURLED SECTION AT THE REAR END OF THE CONNECTOR (A).
5. SLIDE THE FERRULE (C) OVER THE CABLE BRAID AND CRIMP IN PLACE.

THE INFORMATION CONTAINED IN THIS DRAWING IS THE SOLE PROPERTY OF INFINITE ELECTRONICS, INC. ANY REPRODUCTION IN PART OR WHOLE WITHOUT THE WRITTEN PERMISSION OF INFINITE ELECTRONICS, INC. IS PROHIBITED. THESE COMMODITIES, TECHNOLOGY OR SOFTWARE WERE EXPORTED FROM THE UNITED STATES IN ACCORDANCE WITH THE EXPORT ADMINISTRATION REGULATIONS. DIVERSION CONTRARY TO U.S. LAW PROHIBITED.

UNLESS OTHERWISE SPECIFIED LEADING DIMENSIONS ARE INCHES DIMENSIONS IN [] ARE MILLIMETERS

TOLERANCES:

| | |
|---------------------|------------------|
| X = ±.2 [5] | FRACTIONS ± 1/32 |
| XX = ±.02 [0.5] | ANGLES ± 1° |
| .XXX = ±.005 [0.13] | |

CABLE LENGTH TOLERANCES:

| | |
|--------------------------|-----------------|
| ≤12 [305] | = +1 [25] / -0 |
| >12 [305] ≤ 60 [1524] | = +2 [51] / -0 |
| >60 [1524] ≤ 120 [3048] | = +4 [102] / -0 |
| >120 [3048] ≤ 300 [7620] | = +6 [152] / -0 |
| >300 [7620] | = +5% / -0 |

ALL DIMENSIONS ARE FOR REFERENCE ONLY AND SUBJECT TO CHANGE WITHOUT NOTICE UN-DIMENSIONED/NON-CRITICAL FEATURES MAY VARY IN SIZE AND LOCATION COLORS MAY VARY

Fairview Microwave
an INFINIT® brand

Website: www.FairviewMicrowave.com
Phone: 1.800.715.4396 | 1.972.649.6678

INTERPRET ALL DIMENSIONS AND TOLERANCES PER ASME Y14.5

| | |
|-------|--------|
| SCALE | SHEET |
| NONE | 1 OF 1 |

DESCRIPTION
SHV JACK BULKHEAD CONNECTOR CRIMP/SOLDER ATTACHMENT FOR RG58, LMR-195, LMR-195-FR, LMR-195-UF, LMR-LW195 CABLE

| | | | | |
|------|-----------|-----------|-----------|-----|
| SIZE | CAGE CODE | DRAWN BY | ITEM NO. | REV |
| A | 3FKR5 | AKRESOWSK | FMCN45856 | B |

6 5 4 3 2 1