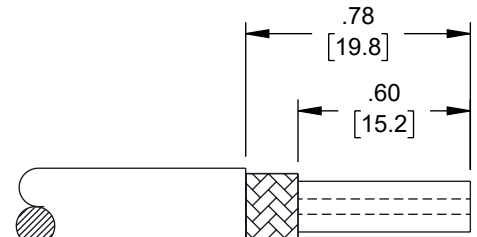


6 5 4 3 2 1

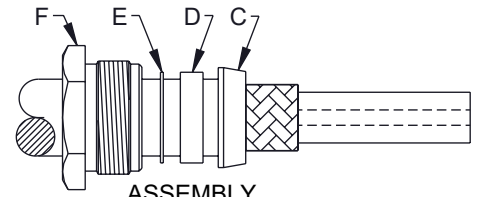
REVISION					
ZONE	REV	DESCRIPTION	DATE	CHANGED BY	APPROVED
	B	ECO-13482	9/5/2024	DMAY	AGANWANI

F  
E  
D  
C  
B  
A

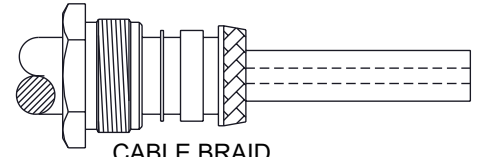
F  
E  
D  
C  
B  
A



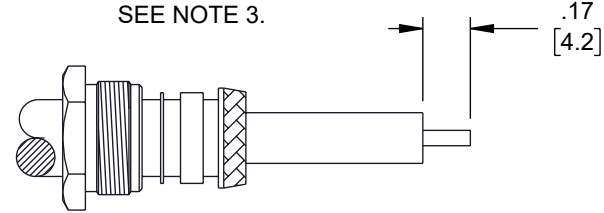
STRIPPING DIMENSIONS  
SEE NOTE 1.



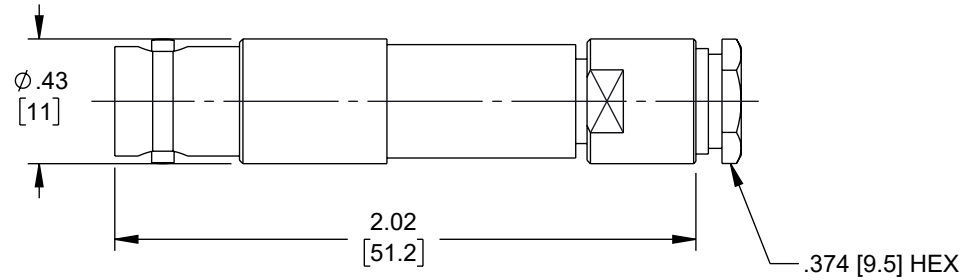
ASSEMBLY  
SEE NOTE 2.



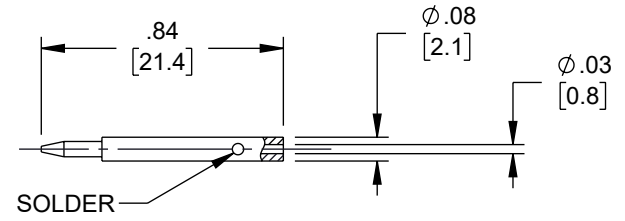
CABLE BRAID  
SEE NOTE 3.



STRIPPING DIMENSION  
SEE NOTE 4.



CONNECTOR (A)



CONTACT (B)

**ASSEMBLY INSTRUCTIONS:**

1. STRIP THE CABLE AS SHOWN. DO NOT CUT DIELECTRIC.
2. SLIDE THE NUT (F), WASHER (E), GASKET (D) AND BRAID CLAMP (C) OVER THE CABLE JACKET, AS SHOWN.
3. WRAP THE CABLE BRAID BACK AND OVER THE FRONT OF THE CLAMP.
4. STRIP THE CABLE AS SHOWN. DO NOT NICK CENTER CONDUCTOR.
5. PLACE THE CONTACT (B) ONTO THE CENTER CONDUCTOR. SOLDER THE CONTACT (B) TO THE CENTER CONDUCTOR.
6. INSERT THE CONTACT (B) INTO THE CONNECTOR (A). SLIDE THE CABLE CLAMPING HARDWARE FORWARD AND TIGHTEN THE NUT.

THE INFORMATION CONTAINED IN THIS DRAWING IS THE SOLE PROPERTY OF INFINITE ELECTRONICS, INC. ANY REPRODUCTION IN PART OR WHOLE WITHOUT THE WRITTEN PERMISSION OF INFINITE ELECTRONICS, INC. IS PROHIBITED. THESE COMMODITIES, TECHNOLOGY OR SOFTWARE WERE EXPORTED FROM THE UNITED STATES IN ACCORDANCE WITH THE EXPORT ADMINISTRATION REGULATIONS. DIVERSION CONTRARY TO U.S. LAW PROHIBITED.

UNLESS OTHERWISE SPECIFIED  
LEADING DIMENSIONS ARE INCHES  
DIMENSIONS IN [ ] ARE MILLIMETERS

TOLERANCES:

X = ±.2 [5]	FRACTIONS
XX = ±.02 [0.5]	± 1/32
.XXX = ±.005 [0.13]	ANGLES ± 1°

CABLE LENGTH TOLERANCES:

≤12 [305]	= +1 [25] / -0
>12 [305] ≤ 60 [1524]	= +2 [51] / -0
>60 [1524] ≤ 120 [3048]	= +4 [102] / -0
>120 [3048] ≤ 300 [7620]	= +6 [152] / -0
>300 [7620]	= +5% / -0

ALL DIMENSIONS ARE FOR REFERENCE ONLY  
AND SUBJECT TO CHANGE WITHOUT NOTICE  
UN-DIMENSIONED/NON-CRITICAL FEATURES  
MAY VARY IN SIZE AND LOCATION  
COLORS MAY VARY

**Fairview Microwave®**  
an INFINIT® brand

Website: [www.FairviewMicrowave.com](http://www.FairviewMicrowave.com)  
Phone: 1.800.715.4396 | 1.972.649.6678

INTERPRET ALL DIMENSIONS AND  
TOLERANCES PER ASME Y14.5

SCALE	SHEET
NONE	1 OF 1

DESCRIPTION

**SHV JACK CONNECTOR CLAMP/SOLDER ATTACHMENT FOR  
RG59BU CABLE**

SIZE	CAGE CODE	DRAWN BY	ITEM NO.	REV
A	3FKR5	AKRESOWSK	FMCN45861	B