

6

5

4

3

2

1

REVISION					
ZONE	REV	DESCRIPTION	DATE	CHANGED BY	APPROVED
	A	INITIAL RELEASE	9/17/2024	KDANG	DWANG

F

F

E

E

D

D

C

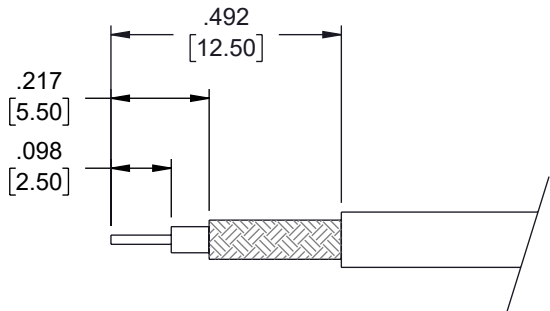
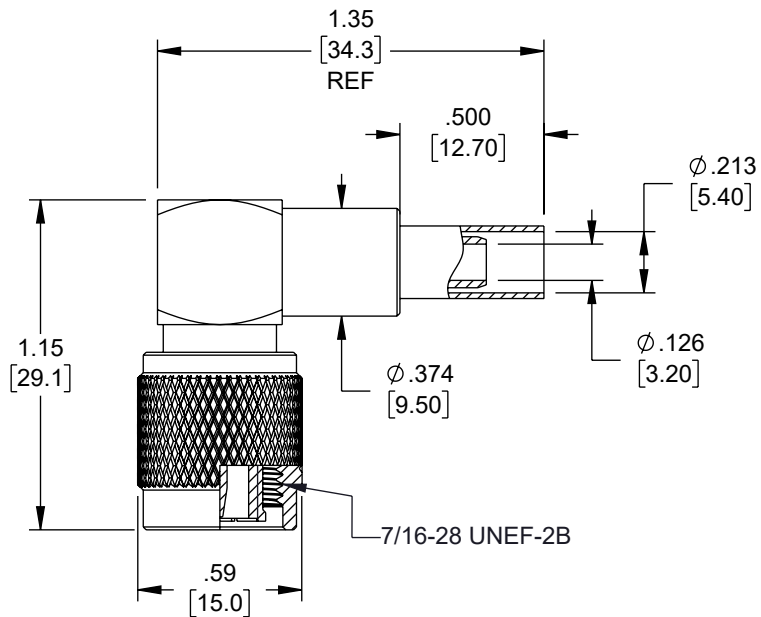
C

B

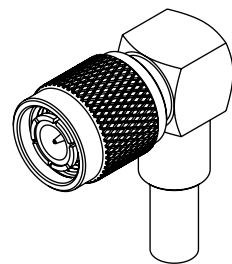
B

A

A



STRIPPING DIMENSIONS



ASSEMBLY PROCEDURES

1. STRIP CABLE AS SHOWN AND SLIDE FERRULE OVER CABLE AND CRIMP/SOLDER CONTACT TO CENTER CONDUCTOR
2. INSTALL CABLE INTO THE BODY. PUSH CABLE FORWARD UNTIL CONTACT IS IN THE CORRECT POSITION
3. SLIDE FERRULE OVER BRAID AND CRIMP FERRULE BY CRIMP TOOL.

CRIMP SIZE REQUIRED

- FERRULE : .213 [5.41] HEX CRIMP TOOL.
- CONTACT: .068 [7.13] HEX CRIMP TOOL.

THE INFORMATION CONTAINED IN THIS DRAWING IS THE SOLE PROPERTY OF INFINITE ELECTRONICS, INC. ANY REPRODUCTION IN PART OR WHOLE WITHOUT THE WRITTEN PERMISSION OF INFINITE ELECTRONICS, INC. IS PROHIBITED. THESE COMMODITIES, TECHNOLOGY OR SOFTWARE WERE EXPORTED FROM THE UNITED STATES IN ACCORDANCE WITH THE EXPORT ADMINISTRATION REGULATIONS. DIVERSION CONTRARY TO U.S. LAW PROHIBITED.

UNLESS OTHERWISE SPECIFIED  
LEADING DIMENSIONS ARE INCHES  
DIMENSIONS IN [ ] ARE MILLIMETERS

TOLERANCES:

X = ±.2 [5]	FRACTIONS
XX = ±.02 [0.5]	± 1/32
.XXX = ±.005 [0.13]	ANGLES ± 1°

CABLE LENGTH TOLERANCES:

≤12 [305]	= +1 [25] / -0
>12 [305] ≤ 60 [1524]	= +2 [51] / -0
>60 [1524] ≤ 120 [3048]	= +4 [102] / -0
>120 [3048] ≤ 300 [7620]	= +6 [152] / -0
>300 [7620]	= +5% / -0

ALL DIMENSIONS ARE FOR REFERENCE ONLY  
AND SUBJECT TO CHANGE WITHOUT NOTICE  
UN-DIMENSIONED/NON-CRITICAL FEATURES  
MAY VARY IN SIZE AND LOCATION  
COLORS MAY VARY

<p><b>Fairview Microwave®</b> an INFINIT® brand</p> <p>Website: <a href="http://www.FairviewMicrowave.com">www.FairviewMicrowave.com</a> Phone: 1.800.715.4396   1.972.649.6678</p>	<p>INTERPRET ALL DIMENSIONS AND TOLERANCES PER ASME Y14.5</p>			
	SCALE NONE	SHEET 1 OF 1		
<p>DESCRIPTION <b>TNC MALE (PLUG) RIGHT ANGLE CONNECTOR CRIMP/CRIMP ATTACHMENT FOR RG58, LMR-195, .195 INCH</b></p>				
SIZE A	CAGE CODE 3FKR5	DRAWN BY KDANG	ITEM NO. FMCN5278	REV A

6

5

4

3

2

1