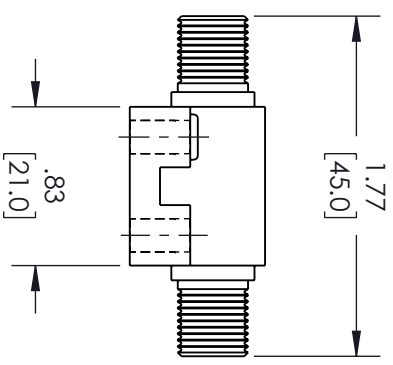
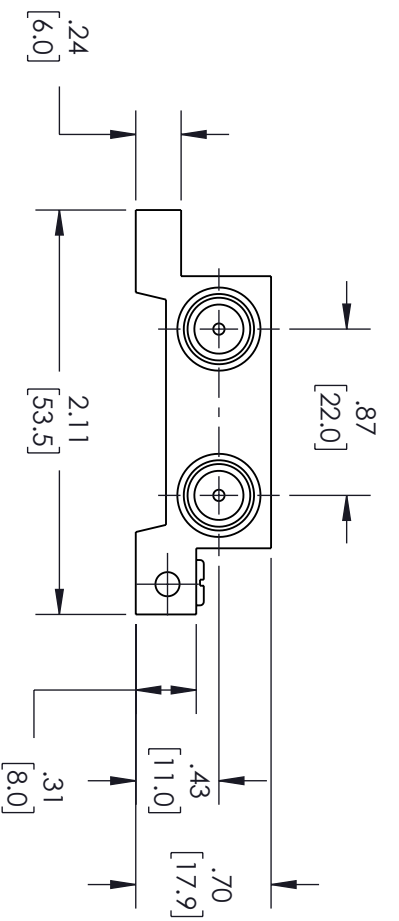
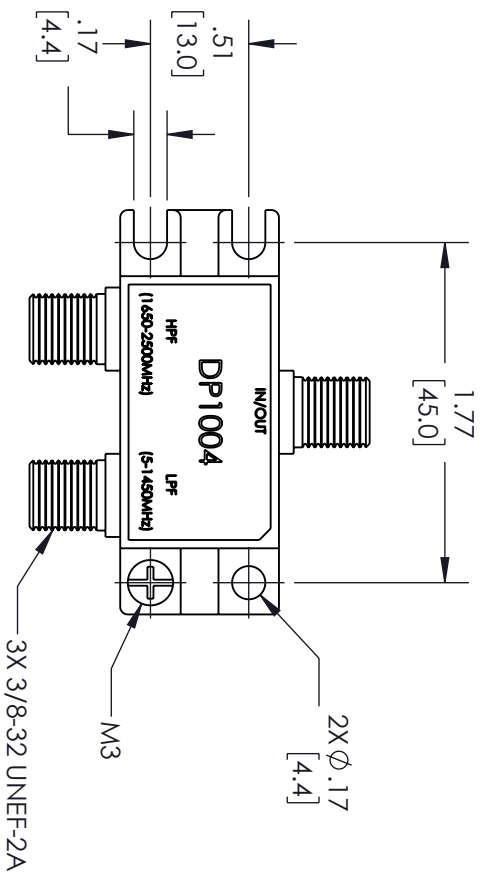


REVISIONS			
REV.	DESCRIPTION	DATE	APPROVED
A	INITIAL RELEASE	10/28/22	SPONG



THESE COMMODITIES, TECHNOLOGY OR SOFTWARE WERE EXPORTED FROM THE UNITED STATES IN ACCORDANCE WITH THE EXPORT ADMINISTRATION REGULATIONS, DIVERSION CONTRARY TO U.S. LAW PROHIBITED.



TITLE

UNLESS OTHERWISE SPECIFIED LEADING DIMENSIONS ARE INCHES DIMENSIONS IN [] ARE MILLIMETERS				THIRD-ANGLE PROJECTION			
TOLERANCES:				CABLE LENGTH (L) TOLERANCES:			
X = ±.2	[5.08]	FRACTIONS	12 [305] < L ≤ 60 [1524] = ±.2 [51] / -0			THE INFORMATION AND DESIGN IN THIS DOCUMENT IS THE PROPERTY OF FAIRVIEW MICROWAVE CORPORATION. ALL RIGHTS RESERVED.	
XX = ±.02	[.51]	±.1/32	60 [1524] < L ≤ 120 [3048] = ±.4 [102] / -0			SHEET 1 OF 1	
XXX = ±.005	[.13]	ANGLES ± 1°	120 [3048] < L ≤ 300 [7620] = ±.6 [152] / -0			SCALE N/A	
300 [7620] < L = +5% / -0				ALL DIMENSIONS SHOWN ARE FOR REFERENCE ONLY.			
SIZE	GAGE CODE	DRAWN BY	ITEM NO.	REV	REV		
A	3FKR5	VTHANGARAJ	FMDP1004		A		