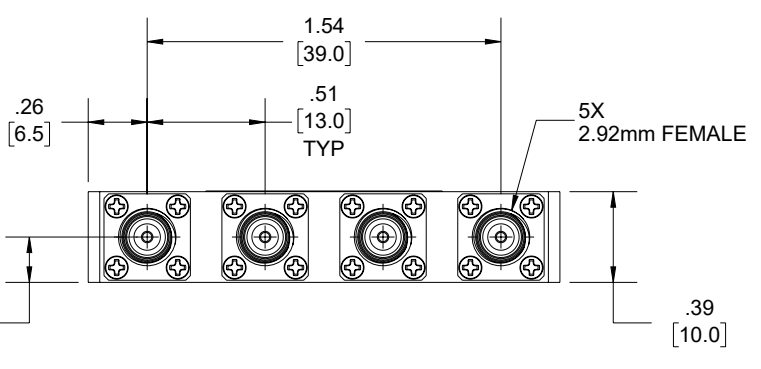
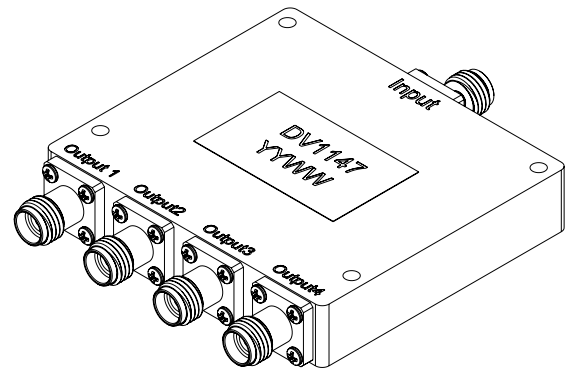
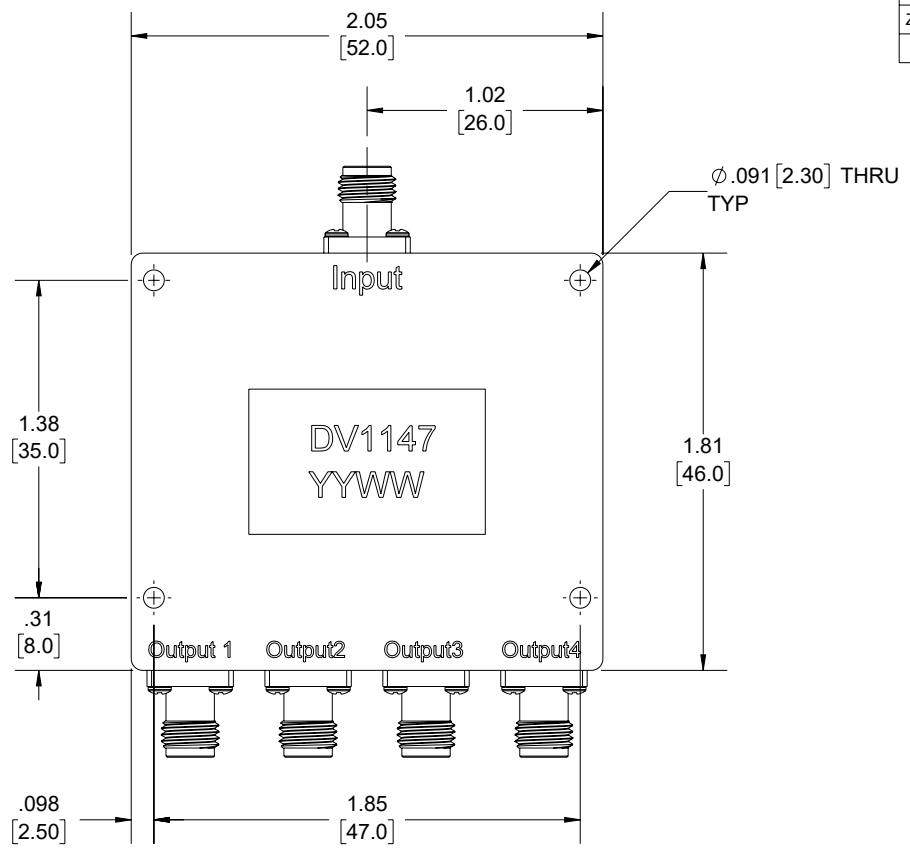


6 5 4 3 2 1

REVISION					
ZONE	REV	DESCRIPTION	DATE	CHANGED BY	APPROVED
	A	INITIAL RELEASE	3/4/2023	KDANG	SPONG

F  
E  
D  
C  
B  
A



THE INFORMATION CONTAINED IN THIS DRAWING IS THE SOLE PROPERTY OF INFINITE ELECTRONICS, INC. ANY REPRODUCTION IN PART OR WHOLE WITHOUT THE WRITTEN PERMISSION OF INFINITE ELECTRONICS, INC. IS PROHIBITED. THESE COMMODITIES, TECHNOLOGY OR SOFTWARE WERE EXPORTED FROM THE UNITED STATES IN ACCORDANCE WITH THE EXPORT ADMINISTRATION REGULATIONS. DIVERSION CONTRARY TO U.S. LAW PROHIBITED.

UNLESS OTHERWISE SPECIFIED LEADING DIMENSIONS ARE INCHES DIMENSIONS IN [ ] ARE MILLIMETERS

TOLERANCES:  
.X = ±.2 [ 5 ]      FRACTIONS  
.XX = ±.02 [ .5 ]      ± 1/32  
.XXX = ±.005 [ .13 ]      ANGLES ± 1°

CABLE LENGTH TOLERANCES:  
≤12 [305] = +1 [25] / -0  
>12 [305] ≤ 60 [1524] = +2 [51] / -0  
>60 [1524] ≤ 120 [3048] = +4 [102] / -0  
>120 [3048] ≤ 300 [7620] = +6 [152] / -0  
>300 [7620] = +5% / -0

ALL DIMENSIONS ARE FOR REFERENCE ONLY AND SUBJECT TO CHANGE WITHOUT NOTICE.

<p><b>Fairview Microwave</b> an INFINIT® brand</p>		<p>INTERPRET ALL DIMENSIONS AND TOLERANCES PER ASME Y14.5</p>	
<p>Website: <a href="http://www.FairviewMicrowave.com">www.FairviewMicrowave.com</a> Phone: 1.800.715.4396   1.972.649.6678</p>		SCALE	SHEET
		NONE	1 OF 1
DESCRIPTION			
50 Ohm 4 Way 2.92mm Power Divider From 2 GHz to 40 GHz Rated at 20 Watts			
SIZE	CAGE CODE	DRAWN BY	ITEM NO.
A	3FKR5	KDANG	FMDV1147
			REV
			A

6 5 4 3 2 1