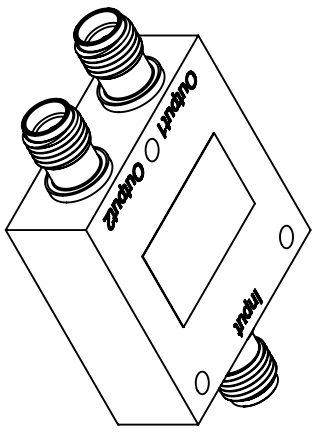
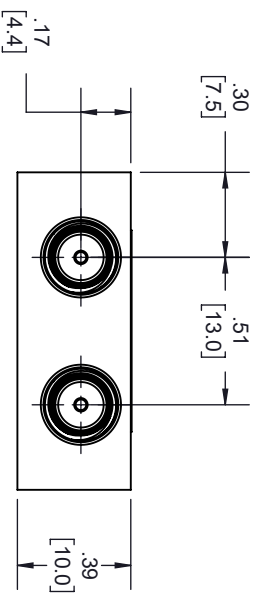
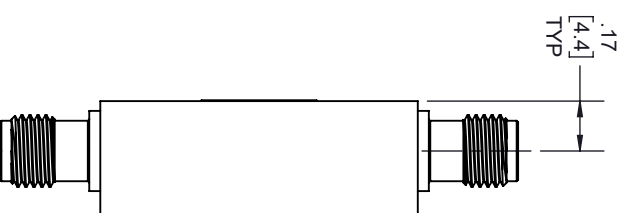
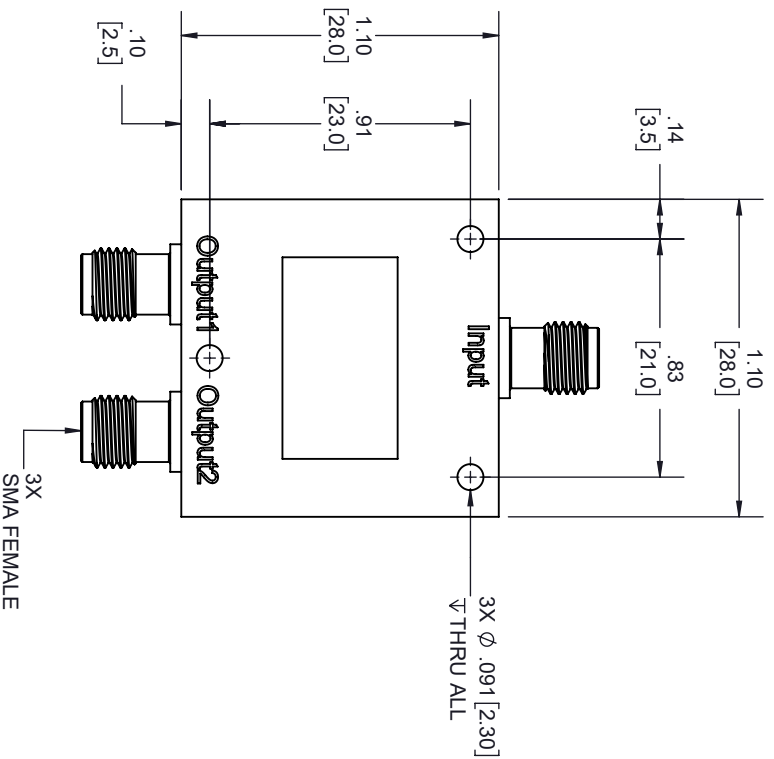


| REVISIONS | | | |
|-----------|-----------------|-----------|----------|
| REV. | DESCRIPTION | DATE | APPROVED |
| A | INITIAL RELEASE | 9/14/2021 | S. PONG |



LABEL
DV2104
YYYYW



THESE COMMODITIES, TECHNOLOGY OR SOFTWARE WERE EXPORTED FROM THE UNITED STATES IN ACCORDANCE WITH THE EXPORT ADMINISTRATION REGULATIONS, DIVERSION CONTRARY TO U.S. LAW PROHIBITED.

UNLESS OTHERWISE SPECIFIED LEADING DIMENSIONS ARE INCHES
DIMENSIONS IN [] ARE MILLIMETERS
TOLERANCES:
CABLE LENGTH (L) TOLERANCES:

THIRD-ANGLE PROJECTION
THE INFORMATION AND DESIGN IN THIS DOCUMENT IS THE PROPERTY OF FAIRVIEW MICROWAVE CORPORATION. ALL RIGHTS RESERVED.

| | | | |
|--------------------------------|---|---|---|
| X = ±.2 [5.08] FRACTIONS | | L ± 1/2 (305) = +1 [25] / -0 | |
| XX = ±.02 [.51] ± 1/32 | | 12 [305] < L ≤ 60 [1524] = +2 [51] / -0 | |
| XXX = ±.005 [.13] ANGLES ± 1° | | 60 [1524] < L ≤ 120 [3048] = +4 [102] / -0 | |
| | | 120 [3048] < L ≤ 300 [7620] = +6 [152] / -0 | |
| | | 300 [7620] < L = +5%L / -0 | |
| SCALE | 1 | OF | 1 |

| | | | |
|--|-----------|----------|----------|
| ALL DIMENSIONS SHOWN ARE FOR REFERENCE ONLY. | | | |
| SIZE | GAGE CODE | DRAWN BY | ITEM NO. |
| A | 3FKRS | K.DANG | FMDV2104 |
| REV | | | REV |
| A | | | A |