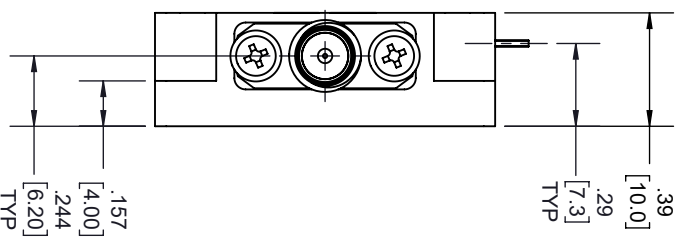
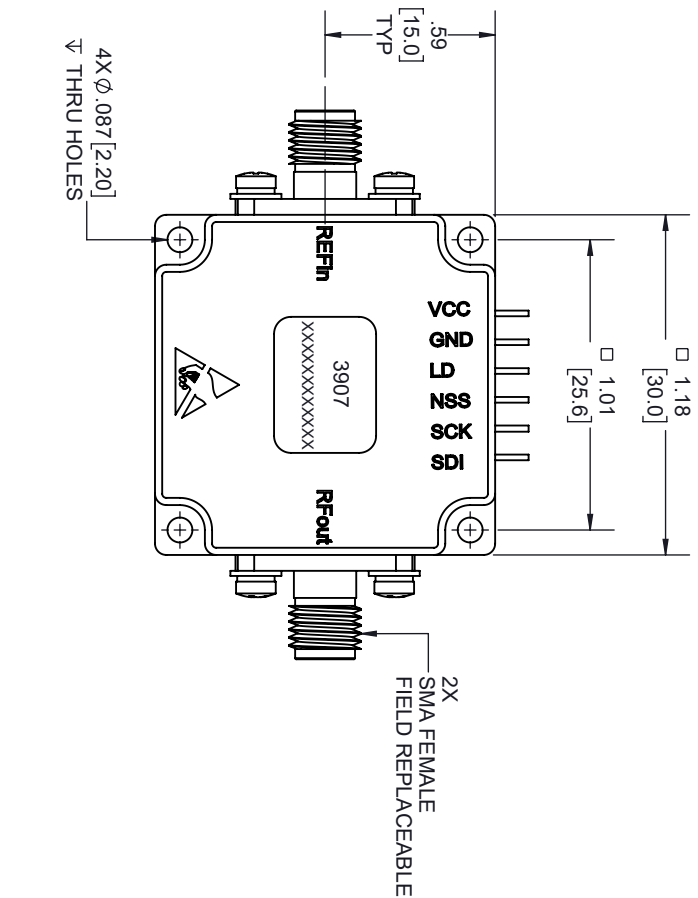
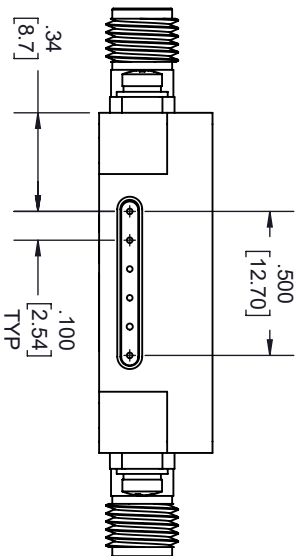


REVISIONS			DATE	APPROVED
REV.	DESCRIPTION			
A	INITIAL RELEASE		5/3/2022	T. GALLA



PIN CONFIGURATION		
1	VCC	+5V IN
2	GND	GND
3	LD	Lock Directive: High level: Locked Low level: Unlocked
4	NSS	SPI Enable Signal
5	SCK	SPI Clock Signal
6	SDI	SPI Data

THESE COMMODITIES, TECHNOLOGY OR SOFTWARE WERE EXPORTED FROM THE UNITED STATES IN ACCORDANCE WITH THE EXPORT ADMINISTRATION REGULATIONS, DIVERSION CONTRARY TO U.S. LAW PROHIBITED.



TITLE		UNLESS OTHERWISE SPECIFIED LEADING DIMENSIONS ARE INCHES		THIRD-ANGLE PROJECTION	
SIZE		DIMENSIONS IN [ ] ARE MILLIMETERS		THE INFORMATION AND DESIGN IN THIS DOCUMENT IS THE PROPERTY OF FAIRVIEW MICROWAVE CORPORATION. ALL RIGHTS RESERVED.	
A	GAGE CODE	FRACTIONS	CABLE LENGTH (L) TOLERANCES:	SCALE	REV
3FKRS	3FKRS	X = ±.2 [5.08] XX = ±.02 [.51] XXX = ±.005 [0.13]	L ± 1/2 (305) = +1 [25] / -0 12 (305) < L ≤ 60 [1524] = +2 [51] / -0 60 [1524] < L ≤ 120 [3048] = +4 [102] / -0 120 [3048] < L ≤ 300 [7620] = +6 [152] / -0 300 [7620] < L = +5%L / -0	N/A	A
ALL DIMENSIONS SHOWN ARE FOR REFERENCE ONLY.					
DRAWN BY		ITEM NO.		REV	
K.DANG		FMSN3907		A	