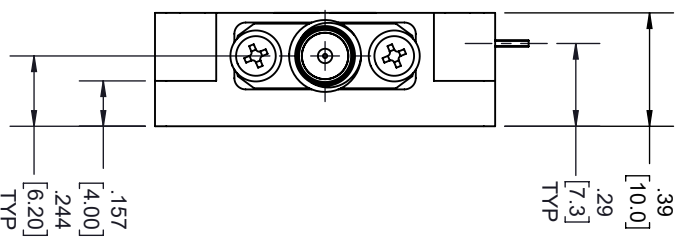
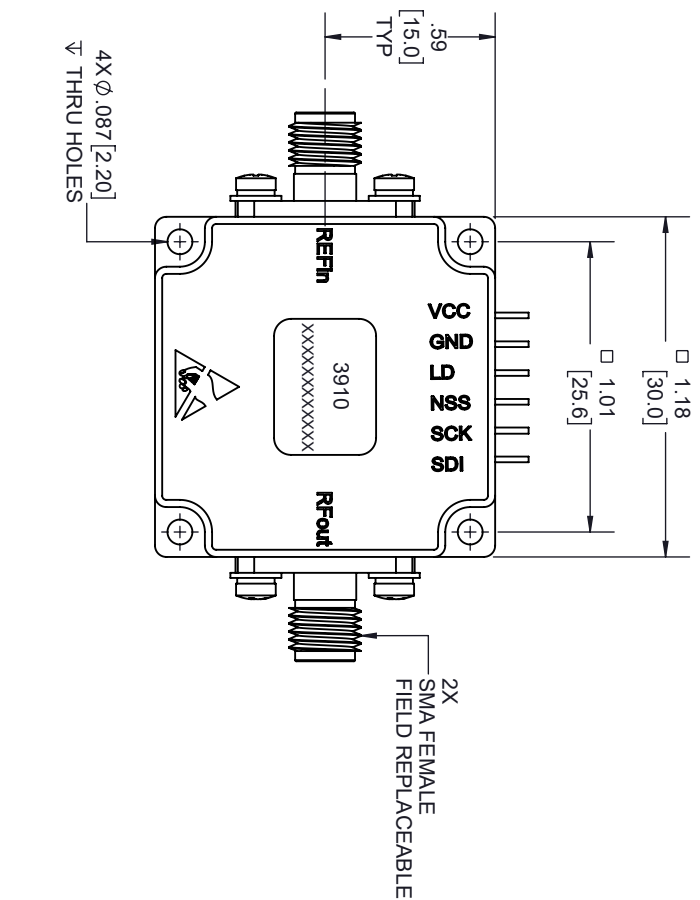
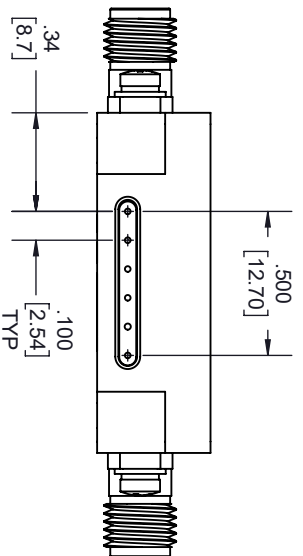


REVISIONS			
REV.	DESCRIPTION	DATE	APPROVED
A	INITIAL RELEASE	5/3/2022	T. GALLA



PIN CONFIGURATION		
1	VCC	+5V IN
2	GND	GND
3	LD	Lock Directive: High level: Locked Low level: Unlocked
4	NSS	SPI Enable Signal
5	SCK	SPI Clock Signal
6	SDI	SPI Data

THESE COMMODITIES, TECHNOLOGY OR SOFTWARE WERE EXPORTED FROM THE UNITED STATES IN ACCORDANCE WITH THE EXPORT ADMINISTRATION REGULATIONS, DIVERSION CONTRARY TO U.S. LAW PROHIBITED.



TITLE

UNLESS OTHERWISE SPECIFIED LEADING DIMENSIONS ARE INCHES DIMENSIONS IN [] ARE MILLIMETERS				THIRD-ANGLE PROJECTION			
TOLERANCES:				CABLE LENGTH (L) TOLERANCES:			
X = ±.2 [5.08]		FRACTIONS ± 1/32		L ± 1/2 [50.8] = +1 [25] / -0		THE INFORMATION AND DESIGN IN THIS DOCUMENT IS THE PROPERTY OF FAIRVIEW MICROWAVE CORPORATION. ALL RIGHTS RESERVED.	
XX = ±.02 [.51]		ANGLES ± 1°		60 [1524] < L ≤ 120 [3048] = ±4 [102] / -0		SHEET 1 OF 1	
XXX = ±.005 [.13]				120 [3048] < L ≤ 300 [7620] = +6 [152] / -0		SCALE N/A	
				300 [7620] < L = +5%L / -0		REV A	
ALL DIMENSIONS SHOWN ARE FOR REFERENCE ONLY.							
SIZE	GAGE CODE	DRAWN BY	ITEM NO.	FMSN3910		REV A	
A	3FKRS	K.DANG					