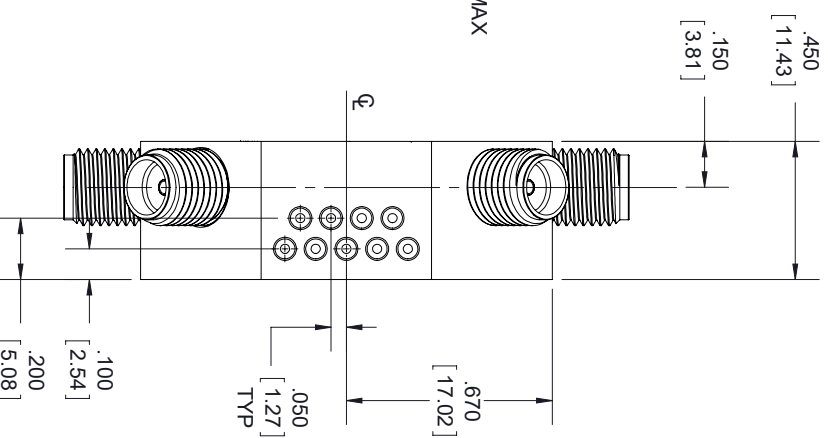
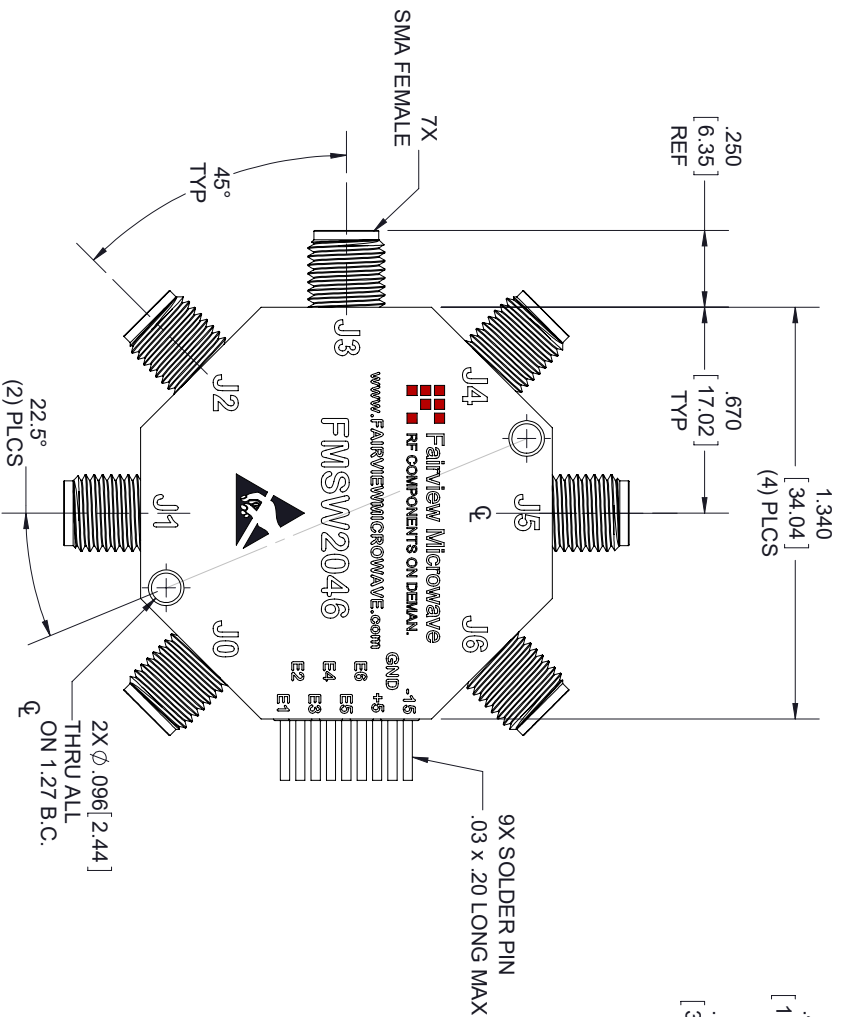
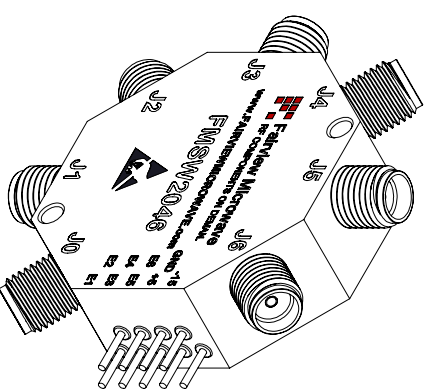


TTL LOGIC TABLE						
E1	E2	E3	E4	E5	E6	Low Loss
0	1	1	1	1	1	J0 - J1
1	0	1	1	1	1	J0 - J2
1	1	0	1	1	1	J0 - J3
1	1	1	0	1	1	J0 - J4
1	1	1	1	0	1	J0 - J5
1	1	1	1	1	0	J0 - J6

NOTE:  
 • 0 = LOW LOSS  
 • 1 = ISOLATION



STANDARD TOLERANCES  
 .X ±0.2  
 .XX ±0.01  
 .XXX ±0.005

\*STANDARD TOLERANCES APPLY ONLY TO DIMENSIONS IN INCHES

# FAIRVIEW MICROWAVE INC.

ALLEN, TX 75013 WWW.FAIRVIEWMICROWAVE.COM

NOTES:  
 1. UNLESS OTHERWISE SPECIFIED ALL DIMENSIONS ARE NOMINAL.  
 2. ALL SPECIFICATIONS ARE SUBJECT TO CHANGE WITHOUT NOTICE AT ANY TIME.  
 3. DIMENSIONS ARE IN INCHES [mm].

TITLE		DWG NO		CAGE CODE	
		FMSW2046		3FKR5	
CAD FILE	100917	SHEET	1 OF 1	SCALE	N/A
				SIZE	A
					7361