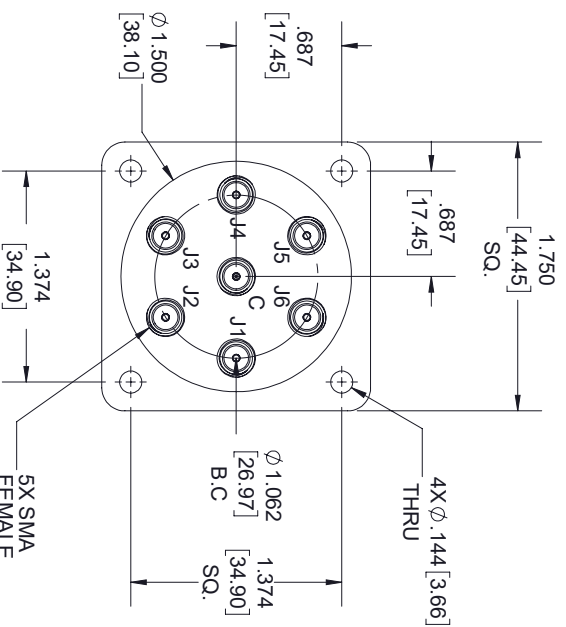
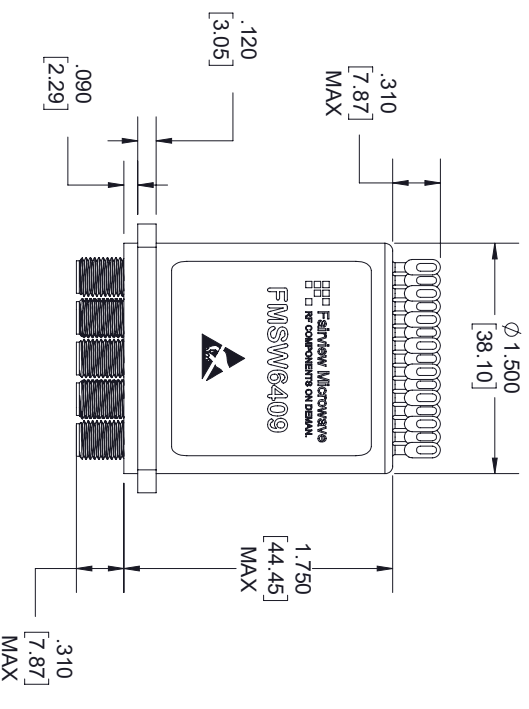
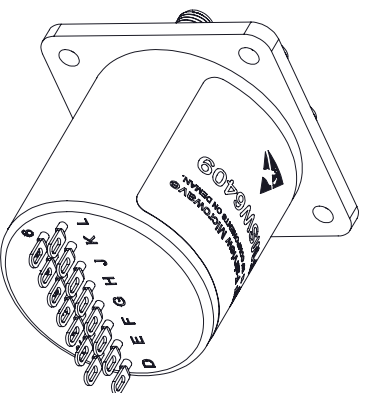


15X SOLDER  
TERMINALS



NOTE:  
 1 PINS D, E, F, G, H, J, K, L  
 ARE NO CONNECTION (N/C).

STANDARD TOLERANCES	
.X	$\pm 0.2$
.XX	$\pm 0.01$
.XXX	$\pm 0.005$

\*STANDARD TOLERANCES APPLY  
 ONLY TO DIMENSIONS IN INCHES

# FAIRVIEW MICROWAVE INC.

ALLEN, TX 75013 WWW.FAIRVIEWMICROWAVE.COM

NOTES:  
 1. UNLESS OTHERWISE SPECIFIED ALL DIMENSIONS ARE NOMINAL.  
 2. ALL SPECIFICATIONS ARE SUBJECT TO CHANGE WITHOUT NOTICE AT ANY TIME.  
 3. DIMENSIONS ARE IN INCHES [mm].

TITLE		DWG NO		CAGE CODE	
FMSW6409		FMSW6409		3FKR5	
CAD FILE	101317	SHEET	1 OF 2	SCALE	N/A
		SIZE	A		7361