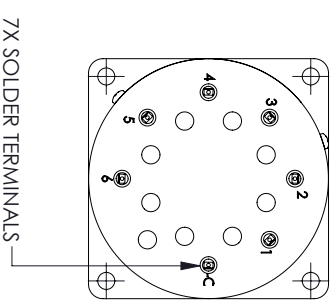
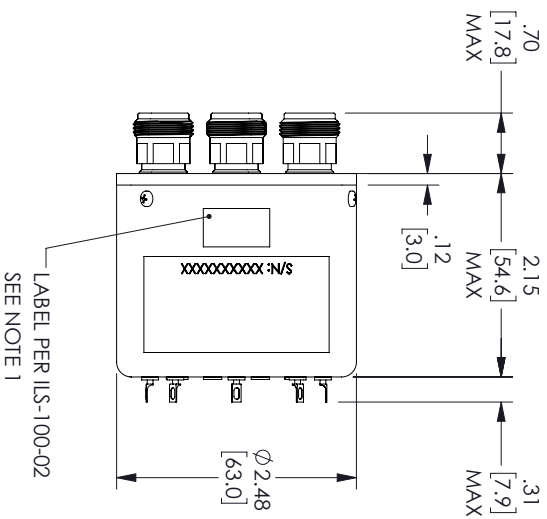
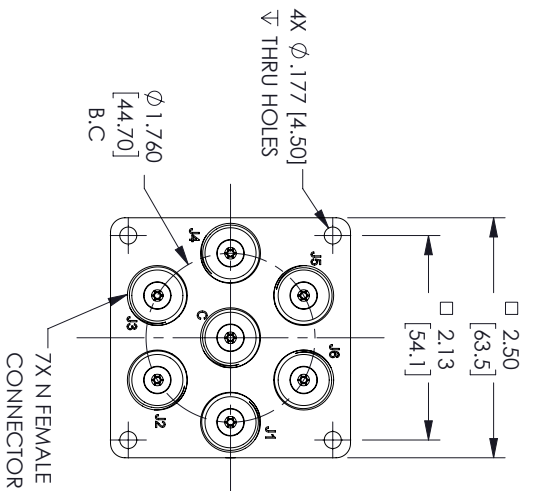
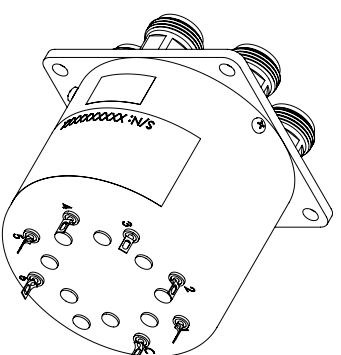


REVISIONS			
REV.	DESCRIPTION	DATE	APPROVED
A	INITIAL RELEASE	05/19/2022	TGALLA



7X SOLDER TERMINALS



NOTES:

- LABEL PER ILS-100-02. FOR INTERNAL REFERENCE ONLY.  
LABEL LOCATION FOR REFERENCE ONLY.

THESE COMMODITIES, TECHNOLOGY OR SOFTWARE WERE EXPORTED FROM THE UNITED STATES IN ACCORDANCE WITH THE EXPORT ADMINISTRATION REGULATIONS, DIVERSION CONTRARY TO U.S. LAW PROHIBITED.



TITLE

UNLESS OTHERWISE SPECIFIED LEADING DIMENSIONS ARE INCHES DIMENSIONS IN [ ] ARE MILLIMETERS				THIRD-ANGLE PROJECTION	
TOLERANCES:				THE INFORMATION AND DESIGN IN THIS DOCUMENT IS THE PROPERTY OF FAIRVIEW MICROWAVE CORPORATION. ALL RIGHTS RESERVED.	
CABLE LENGTH (L) TOLERANCES:		CABLE LENGTH (L) TOLERANCES:		SCALE	
L ± 1/2 (B06) = +1/25/-0		L ± 1/2 (B06) = +1/25/-0		1	
12 (B05) < L ≤ 60 (1524) = +2/151/-0		12 (B05) < L ≤ 60 (1524) = +2/151/-0		OF	
60 (1524) < L ≤ 120 (3048) = +4/102/-0		60 (1524) < L ≤ 120 (3048) = +4/102/-0		2	
120 (3048) < L ≤ 300 (7620) = +6/152/-0		120 (3048) < L ≤ 300 (7620) = +6/152/-0			
300 (7620) < L = +5%//-0		300 (7620) < L = +5%//-0			
SIZE	GAGE CODE	DRAWN BY	ITEM NO.	REV	
A	3FKRS	KGLEBOVA	FMSW6505	A	N/A
ALL DIMENSIONS SHOWN ARE FOR REFERENCE ONLY.					