

6

5


4

3

2

1

REVISION					
ZONE	REV.	DESCRIPTION	DATE	CHANGED BY	APPROVED BY
	-	INITIAL RELEASE	04/06/2023	BPUCHASKI	TGALLA



3X SOLDER TERMINALS,  
SOLDER WIRE USING SN96,  
MAXIMUM TEMP 250°C FOR  
NO MORE THAN 5 SEC.

LABEL PER ILS-100-02  
SEE NOTE 1

4X  $\phi$  .120 [3.05]  
THRU

.165  
[4.19]

.079  
[2.01]

1.34  
[34.0]

.30  
[7.6]  
MAX

2.20  
[55.9]  
MAX


.440  
[11.18]

1.312  
[33.32]

.52  
[13.2]

.44  
[11.2]  
TYP

1.50  
[38.1]



.31  
[7.9]  
MAX

3X 2.92mm FEMALE  
CONNECTOR

- NOTES:
- LABEL PER ILS-100-02 FOR INTERNAL REFERENCE ONLY  
LABEL LOCATION FOR REFERENCE ONLY

UNLESS OTHERWISE SPECIFIED  
LEADING DIMENSIONS ARE INCHES  
DIMENSIONS IN [ ] ARE MILLIMETERS

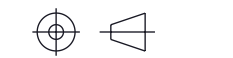
TOLERANCES:  
.X = ±.2 [5]      FRACTIONS ± 1/32  
.XX = ±.02 [.5]      ANGLES ± 1°  
.XXX = ±.005 [.13]

CABLE LENGTH TOLERANCES:  
≤12 [305] = +1 [25] / -0  
>12 [305] ≤ 60 [1524] = +2 [51] / -0  
>60 [1524] ≤ 120 [3048] = +4 [102] / -0  
>120 [3048] ≤ 300 [7620] = +6 [152] / -0  
>300 [7620] = +5% / -0

ALL DIMENSIONS ARE FOR REFERENCE ONLY  
AND SUBJECT TO CHANGE WITHOUT NOTICE.



Website: [www.FairviewMicrowave.com](http://www.FairviewMicrowave.com)  
Phone: 1.800.715.4396 | 1.972.649.6678



INTERPRET ALL DIMENSIONS AND  
TOLERANCES PER ASME Y14.5

SCALE	SHEET
NONE	1 OF 2

DESCRIPTION  
SPDT, latching, 43GHz, 2.92mm, 28VDC, SCO, diodes, solder terminal

SIZE	CAGE CODE	DRAWN BY	ITEM NO.	REV
A	3FKR5	BPUCHASKI	FMSW7283	A

THE INFORMATION CONTAINED IN THIS DRAWING IS THE SOLE PROPERTY OF INFINITE ELECTRONICS, INC. ANY REPRODUCTION IN PART OR WHOLE WITHOUT THE WRITTEN PERMISSION OF INFINITE ELECTRONICS, INC. IS PROHIBITED. THESE COMMODITIES, TECHNOLOGY OR SOFTWARE WERE EXPORTED FROM THE UNITED STATES IN ACCORDANCE WITH THE EXPORT ADMINISTRATION REGULATIONS. DIVERSION CONTRARY TO U.S. LAW PROHIBITED.

6

5

4

3

2

1