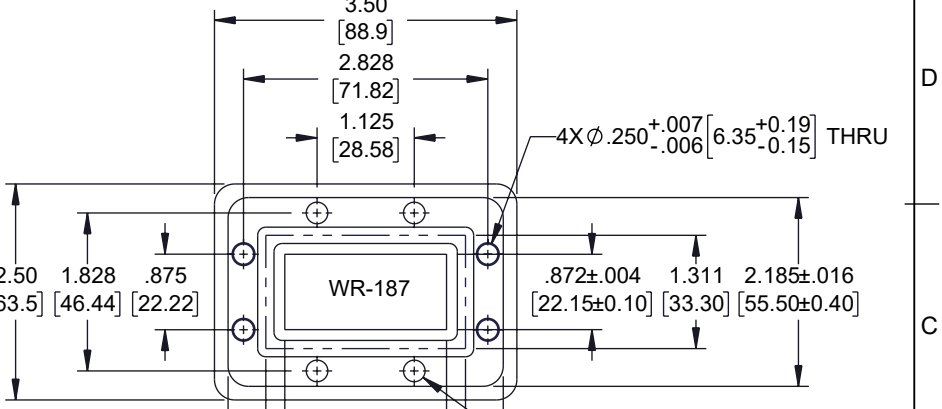
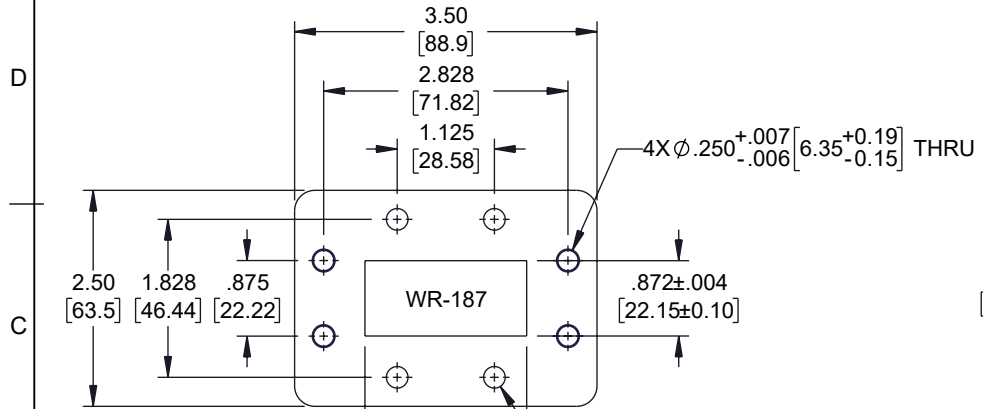
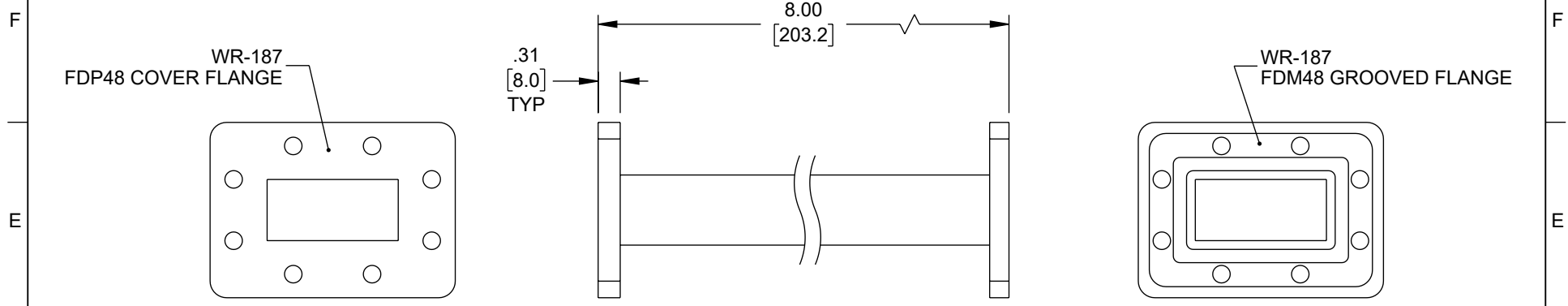
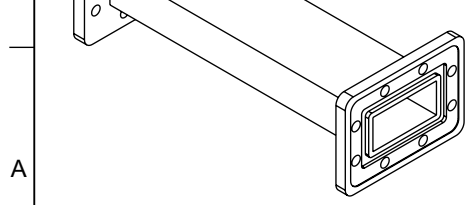


6 5 4 3 2 1

| REVISION | | | | | |
|----------|-----|-----------------|----------|------------|----------|
| ZONE | REV | DESCRIPTION | DATE | CHANGED BY | APPROVED |
| | A | INITIAL RELEASE | 4/2/2024 | KDANG | SPONG |



FLANGE DETAIL (FDP48) FLANGE DETAIL (FDM48)



THE INFORMATION CONTAINED IN THIS DRAWING IS THE SOLE PROPERTY OF INFINITE ELECTRONICS, INC. ANY REPRODUCTION IN PART OR WHOLE WITHOUT THE WRITTEN PERMISSION OF INFINITE ELECTRONICS, INC. IS PROHIBITED. THESE COMMODITIES, TECHNOLOGY OR SOFTWARE WERE EXPORTED FROM THE UNITED STATES IN ACCORDANCE WITH THE EXPORT ADMINISTRATION REGULATIONS. DIVERSION CONTRARY TO U.S. LAW PROHIBITED.

UNLESS OTHERWISE SPECIFIED LEADING DIMENSIONS ARE INCHES DIMENSIONS IN [] ARE MILLIMETERS

TOLERANCES:
 X = ±.2 [5] FRACTIONS ± 1/32
 XX = ±.02 [0.5] ANGLES ± 1°
 .XXX = ±.005 [0.13]

CABLE LENGTH TOLERANCES:
 ≤12 [305] = +1 [25] / -0
 >12 [305] ≤ 60 [1524] = +2 [51] / -0
 >60 [1524] ≤ 120 [3048] = +4 [102] / -0
 >120 [3048] ≤ 300 [7620] = +6 [152] / -0
 >300 [7620] = +5% / -0

ALL DIMENSIONS ARE FOR REFERENCE ONLY AND SUBJECT TO CHANGE WITHOUT NOTICE UN-DIMENSIONED/NON-CRITICAL FEATURES MAY VARY IN SIZE AND LOCATION COLORS MAY VARY

Fairview Microwave
an INFINIT® brand

Website: www.FairviewMicrowave.com
Phone: 1.800.715.4396 | 1.972.649.6678

INTERPRET ALL DIMENSIONS AND TOLERANCES PER ASME Y14.5

| | |
|-------|--------|
| SCALE | SHEET |
| NONE | 1 OF 1 |

DESCRIPTION

WR-187 STRAIGHT WAVEGUIDE SECTION 8 INCH LENGTH, UG COVER AND GROOVED FLANGES FROM 3.94 GHz TO 5.99 GHz

| SIZE | CAGE CODE | DRAWN BY | ITEM NO. | REV |
|------|-----------|----------|--------------|-----|
| A | 3FKR5 | KDANG | FMW187S001-8 | A |

FM DS Rev-D4 Asize 6 5 4 3 2 1