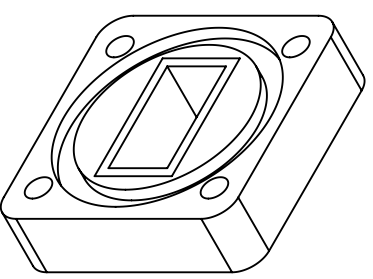
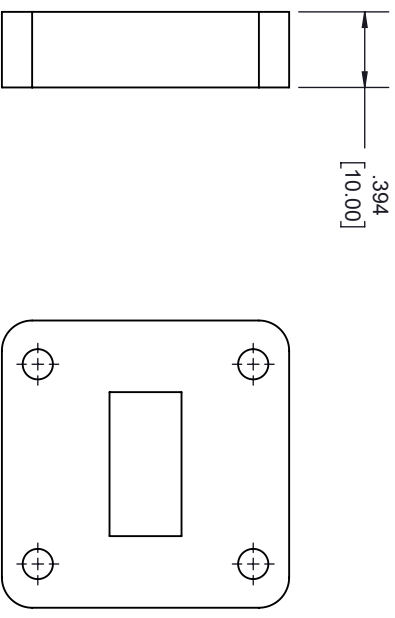
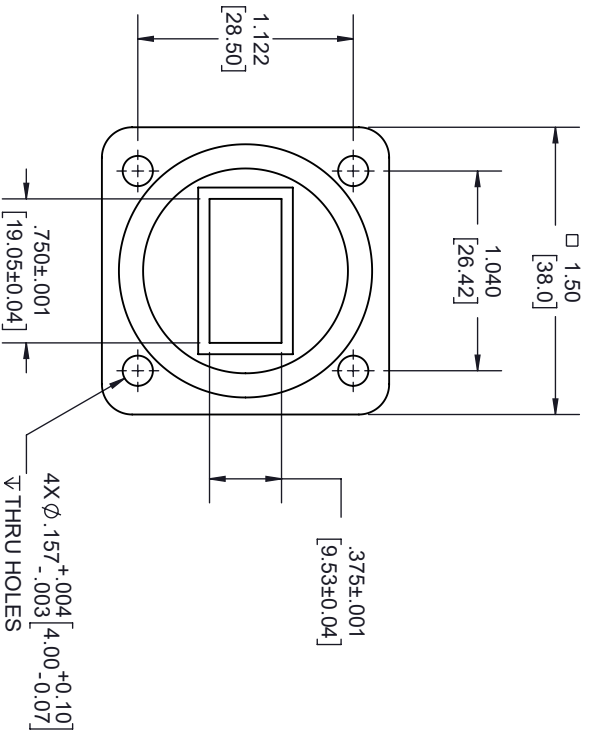


REVISIONS			
REV.	DESCRIPTION	DATE	APPROVED
A	INITIAL RELEASE	4/11/2022	S. PONG



THESE COMMODITIES, TECHNOLOGY OR SOFTWARE WERE EXPORTED FROM THE UNITED STATES IN ACCORDANCE WITH THE EXPORT ADMINISTRATION REGULATIONS, DIVERSION CONTRARY TO U.S. LAW PROHIBITED.



TITLE

UNLESS OTHERWISE SPECIFIED LEADING DIMENSIONS ARE INCHES DIMENSIONS IN [] ARE MILLIMETERS				THIRD-ANGLE PROJECTION			
TOLERANCES:				THE INFORMATION AND DESIGN IN THIS DOCUMENT IS THE PROPERTY OF FAIRVIEW MICROWAVE CORPORATION. ALL RIGHTS RESERVED.			
CABLE LENGTH (L) TOLERANCES:				SCALE			
X = ±.2 [5.08] FRACTIONS ± 1/32 XX = ±.02 [51] ANGLES ± 1° XXX = ±.005 [13]				L ≤ 12 [305] = +1 [25] / -0 12 [305] < L ≤ 60 [1524] = +2 [51] / -0 60 [1524] < L ≤ 120 [3048] = +4 [102] / -0 120 [3048] < L ≤ 300 [7620] = +6 [152] / -0 300 [7620] < L = +5%L / -0			
SIZE	GAGE CODE	DRAWN BY	ITEM NO.	SCALE	REV	REV	REV
A	3FKRS	K.DANG	FMW75FS10-G	N/A	1	1	A

ALL DIMENSIONS SHOWN ARE FOR REFERENCE ONLY.