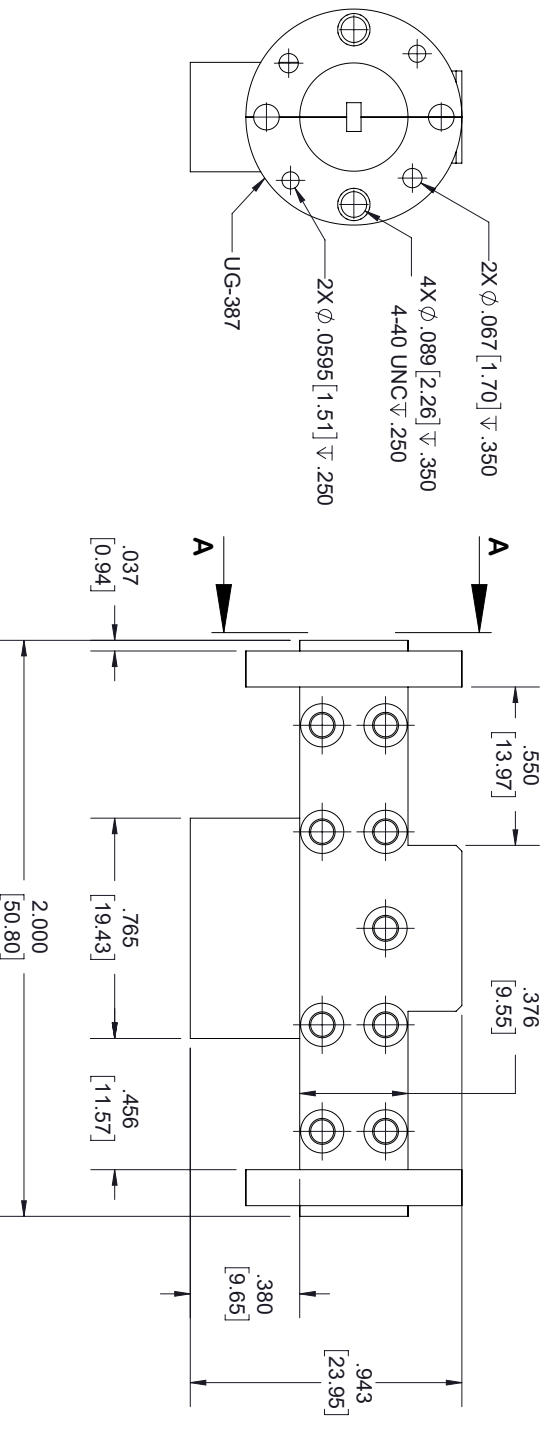
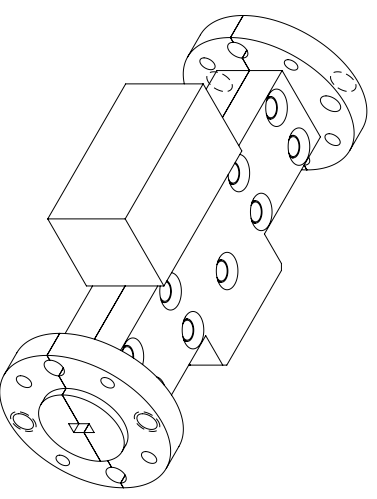
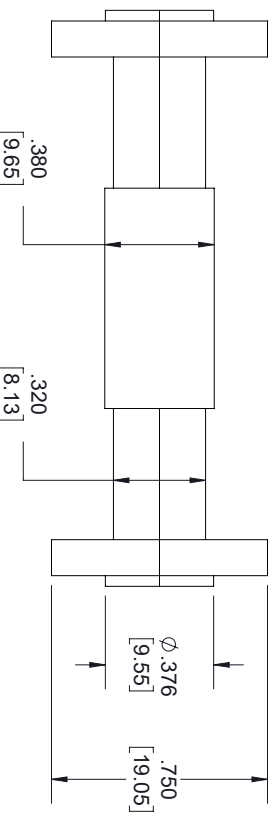
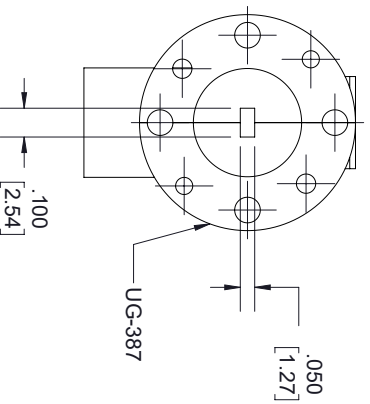


REVISIONS			
REV.	DESCRIPTION	DATE	APPROVED
A	INITIAL RELEASE	05-04-2021	SPONG



SECTION A-A



THESE COMMODITIES, TECHNOLOGY OR SOFTWARE WERE EXPORTED FROM THE UNITED STATES IN ACCORDANCE WITH THE EXPORT ADMINISTRATION REGULATIONS, DIVERSION CONTRARY TO U.S. LAW PROHIBITED.



TITLE

UNLESS OTHERWISE SPECIFIED LEADING DIMENSIONS ARE INCHES
DIMENSIONS IN [] ARE MILLIMETERS

TOLERANCES:

CABLE LENGTH (L) TOLERANCES:



THIRD-ANGLE PROJECTION

X = ±.2 [5.08] FRACTIONS
XX = ±.02 [.51] ±.1/32
XXX = ±.005 [.13] ANGLES ± 1°

L ≤ 12 [305] = ±1 [25] / -0
12 [305] < L ≤ 60 [1524] = ±2 [51] / -0
60 [1524] < L ≤ 120 [3048] = ±4 [102] / -0
120 [3048] < L ≤ 300 [7620] = ±6 [152] / -0
300 [7620] < L = +5%L / -0

THE INFORMATION AND DESIGN IN THIS DOCUMENT IS THE PROPERTY OF FAIRVIEW MICROWAVE CORPORATION. ALL RIGHTS RESERVED.

SHEET 1 OF 1

ALL DIMENSIONS SHOWN ARE FOR REFERENCE ONLY.

SCALE N/A

SIZE	DRAWN BY	ITEM NO.	REV
A	MVEERAPPAN	FMWAT1012-XX	A

SIZE	GAGE CODE
A	3FKRS