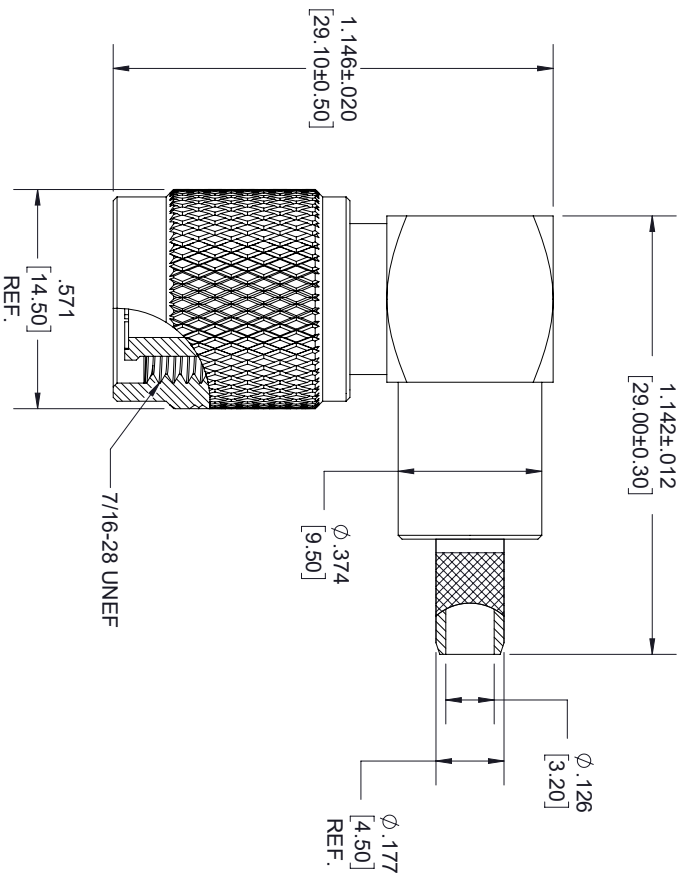
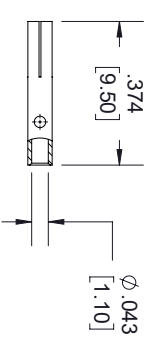


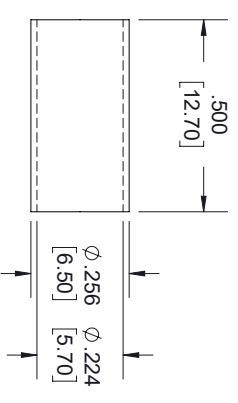
REVISIONS			
REV.	DESCRIPTION	DATE	APPROVED
A	INITIAL RELEASE	10/08/19	S. ELLIS



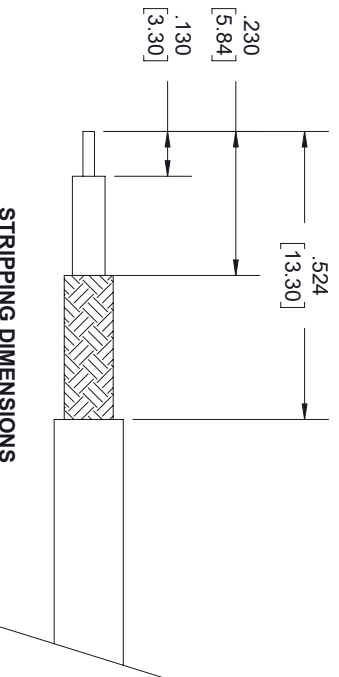
**TNC MALE  
RA**



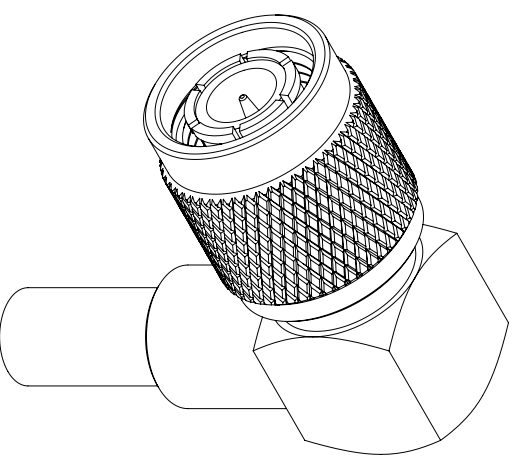
**CONTACT**



**FERRULE**



**STRIPPING DIMENSIONS**



- NOTES:
- CABLE ATTACHMENT:
    - OUTER: CRIMP.
    - INNER: SOLDER/CRIMP.
  - CRIMP SIZE REQUIRED:
    - FERRULE: .213 [5.41] HEX. CRIMP TOOL.
    - CONTACT: .068 [1.73] HEX. CRIMP TOOL.

THESE COMMODITIES, TECHNOLOGY OR SOFTWARE WERE EXPORTED FROM THE UNITED STATES IN ACCORDANCE WITH THE EXPORT ADMINISTRATION REGULATIONS, DIVERSION CONTRARY TO U.S. LAW PROHIBITED.



TITLE

UNLESS OTHERWISE SPECIFIED LEADING DIMENSIONS ARE INCHES DIMENSIONS IN [ ] ARE MILLIMETERS				THIRD ANGLE PROJECTION	
TOLERANCES:					
OVERALL CABLE LENGTH (L):		L ± 1/2 (B06) = +1 [25] / -0 12 [305] < L ≤ 60 [1524] = +2 [51] / -0 60 [1524] < L ≤ 120 [3048] = +4 [102] / -0 120 [3048] < L ≤ 300 [7620] = +6 [152] / -0 300 [7620] < L = +5%L / -0			
FRACTIONS		XX ± .02 [ .51] XXX ± .005 [ .13] ANGLES ± 1°			
ALL DIMENSIONS SHOWN ARE FOR REFERENCE ONLY.					
SIZE	CAGE	DRAWN BY	PART NUMBER	SCALE	
A	3FKRS	K.DANG	SC4264	N/A	
				REV	A

THE INFORMATION AND DESIGN IN THIS DOCUMENT IS THE PROPERTY OF FAIRVIEW MICROWAVE. ALL RIGHTS RESERVED.