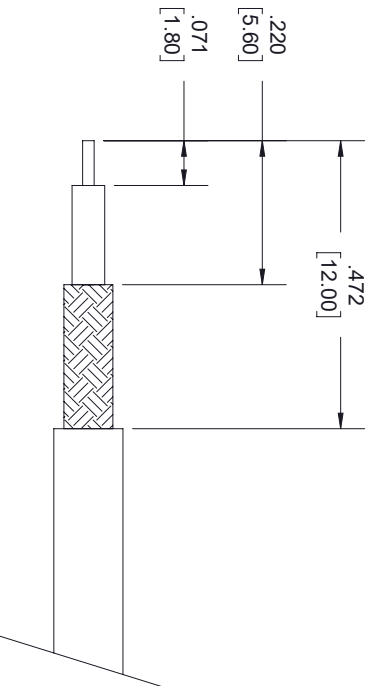
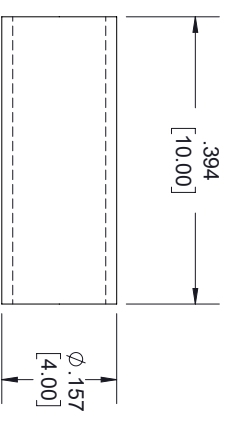
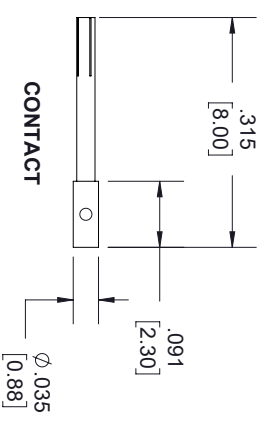
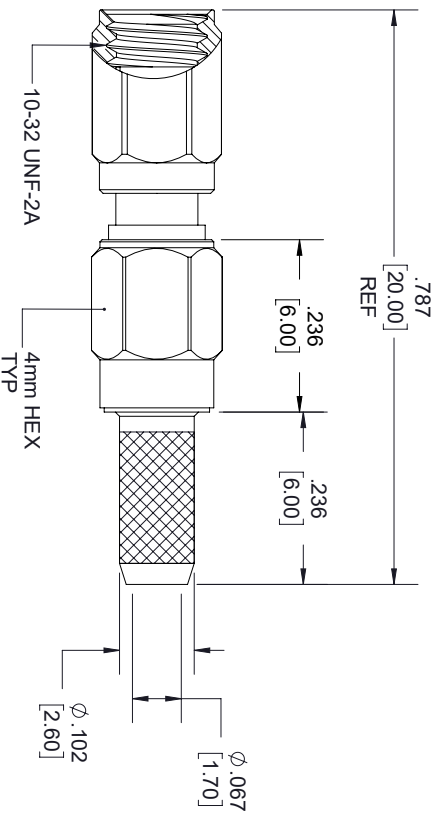
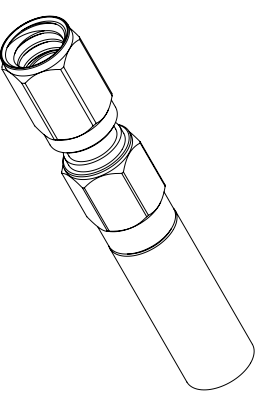


REVISIONS			
REV.	DESCRIPTION	DATE	APPROVED
A	PCR PE45209/ SC8860 2011127	12/31/19	S ELLIS



**STRIPPING DIMENSIONS**

- NOTES:
- CABLE ATTACHMENT:
    - OUTER: CRIMP.
    - INNER: SOLDER.
  - CRIMP SIZE REQUIRED:
    - FERRULE: .134 [3.40] HEX. CRIMP TOOL.
    - CONTACT: SOLDER.



THESE COMMODITIES, TECHNOLOGY OR SOFTWARE WERE EXPORTED FROM THE UNITED STATES IN ACCORDANCE WITH THE EXPORT ADMINISTRATION REGULATIONS, DIVERSION CONTRARY TO U.S. LAW PROHIBITED.



TITLE

UNLESS OTHERWISE SPECIFIED LEADING DIMENSIONS ARE INCHES  
DIMENSIONS IN [ ] ARE MILLIMETERS

TOLERANCES:

THIRD-ANGLE PROJECTION

X = ±.2 [5.08] FRACTIONS  
XX = ±.02 [.51] ±.1/32  
XXX = ±.005 [.13] ANGLES ± 1°

CABLE LENGTH (L) TOLERANCES:  
L ≤ 12 [305] = +1 [25] / -0  
12 [305] < L ≤ 60 [1524] = +2 [51] / -0  
60 [1524] < L ≤ 120 [3048] = +4 [102] / -0  
120 [3048] < L ≤ 300 [7620] = +6 [152] / -0  
300 [7620] < L = +5%L / -0

THE INFORMATION AND DESIGN IN THIS DOCUMENT IS THE PROPERTY OF FAIRVIEW MICROWAVE CORPORATION. ALL RIGHTS RESERVED.

SHEET 1 OF 1

ALL DIMENSIONS SHOWN ARE FOR REFERENCE ONLY.

SCALE

SIZE

A

GAGE CODE

3FKRS

DRAWN BY

K.DANG

ITEM NO.

SC8860

REV

A