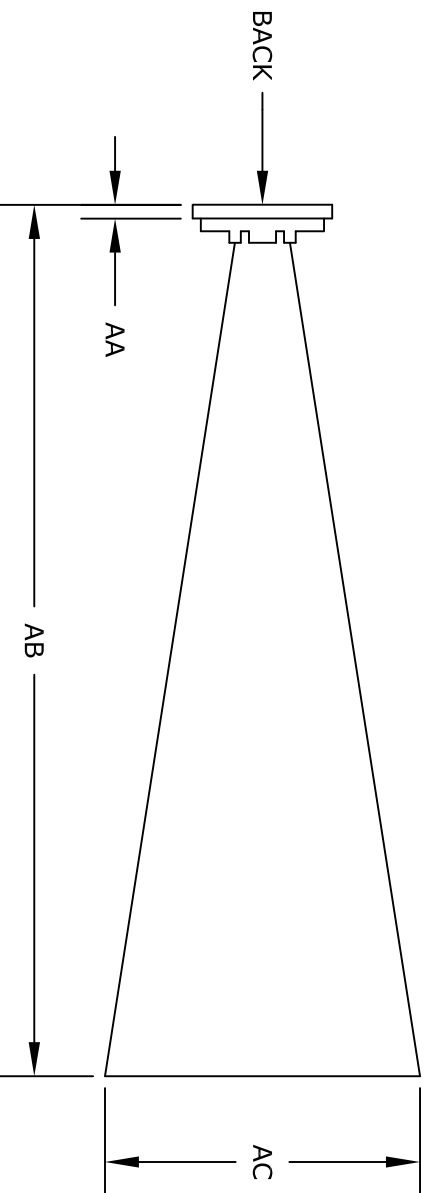
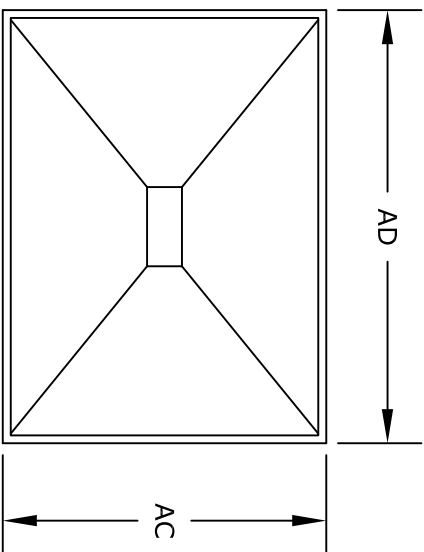
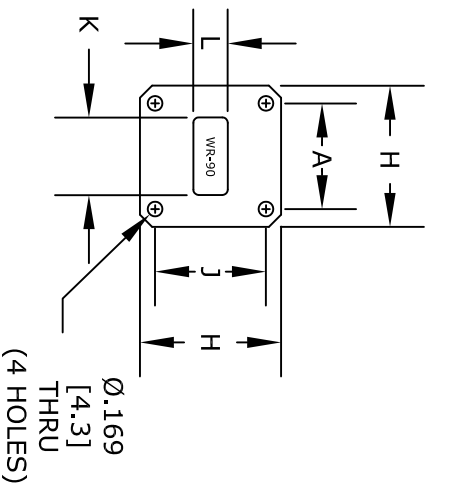


WR90		
Dimension	Inches	mm
A	1.220	30.99
H	1.630	41.40
J	1.280	32.51
K (± 0.003)	0.900	22.86
L (± 0.003)	0.400	10.16
AA	0.160	4.06
AB	10.060	255.52
AC	3.700	93.98
AD	5.000	127.00



STANDARD TOLERANCES	
.X	± 0.2
.XX	± 0.1
.XXX	± 0.05

*STANDARD TOLERANCES APPLY ONLY TO DIMENSIONS IN INCHES

FAIRVIEW MICROWAVE INC.
ALLEN, TX 75013 WWW.FAIRVIEWMICROWAVE.COM

NOTES:
1. UNLESS OTHERWISE SPECIFIED ALL DIMENSIONS ARE NOMINAL.
2. ALL SPECIFICATIONS ARE SUBJECT TO CHANGE WITHOUT NOTICE AT ANY TIME.
3. DIMENSIONS ARE IN INCHES [mm].

TITLE		DWG NO		CAGE CODE	
		SH190-20		3FKR5	
CAD FILE	120916	SHEET		SCALE	N/A
		SIZE	A		41742