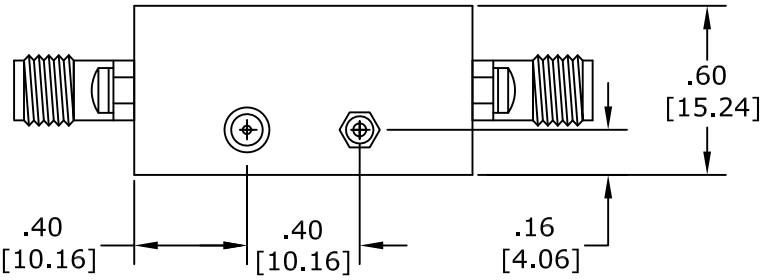

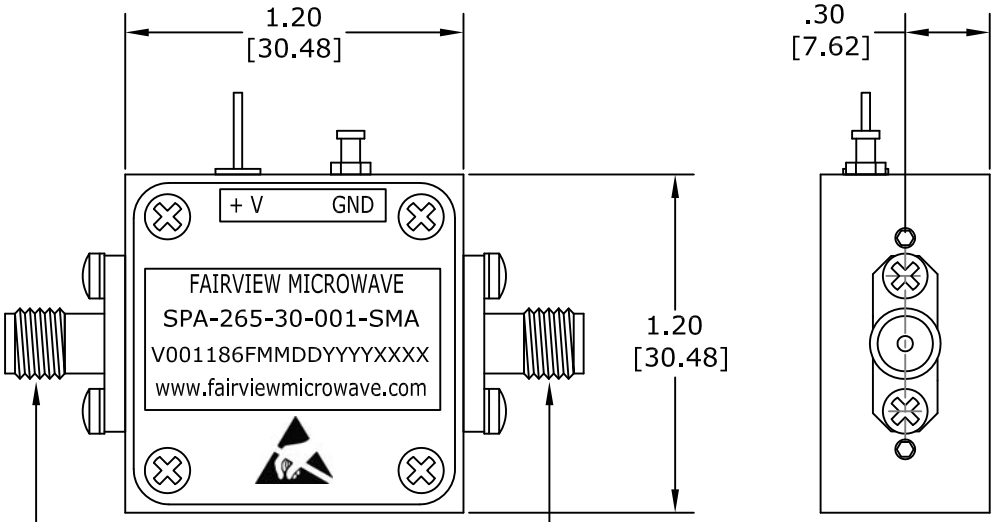

INPUT
SMA FEMALE

OUTPUT
SMA FEMALE

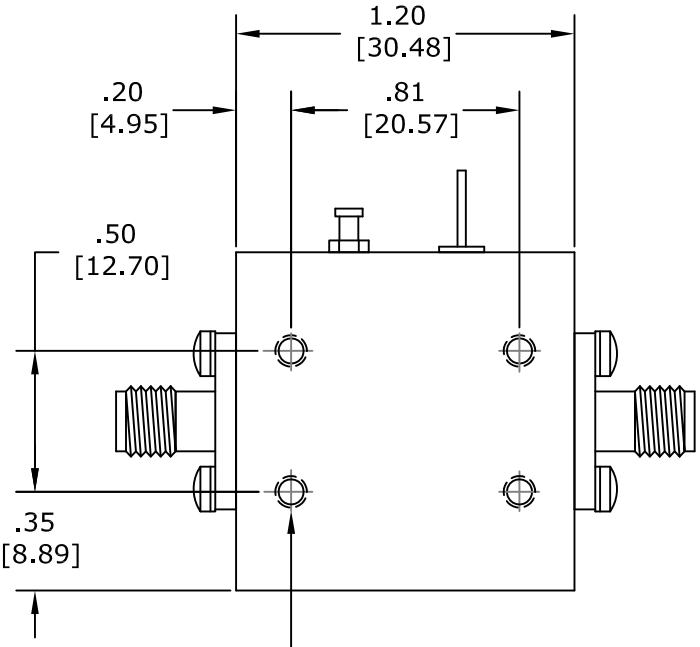

4-40 X .20 [5.08] DP
4 PLS

NOTE:
HEAT SINK REQUIRED FOR PROPER OPERATION,
UNIT IS COOLED BY CONDUCTING TO HEAT SINK.

UNLESS OTHERWISE SPECIFIED:

DIMENSIONS ARE IN: inches
TOLERANCES ARE: [mm]
.XX ± .01 [±.25]
.XX ±.001 [±.025]

* THESE DIMENSIONS AND TOLERANCES SUPERSEDE NOTE #1 ON TITLE BLOCK.

FAIRVIEW MICROWAVE INC.

ALLEN, TX 75013 WWW.FAIRVIEWMICROWAVE.COM

NOTES:
1. UNLESS OTHERWISE SPECIFIED ALL DIMENSIONS ARE NOMINAL.
2. ALL SPECIFICATIONS ARE SUBJECT TO CHANGE WITHOUT NOTICE AT ANY TIME.
3. DIMENSIONS ARE IN INCHES [mm].

TITLE	DWG NO	CAGE CODE
	SPA-265-30-001-SMA	3FKR5

CAD FILE	SHEET	SCALE	SIZE	
081815		N/A	A	2233