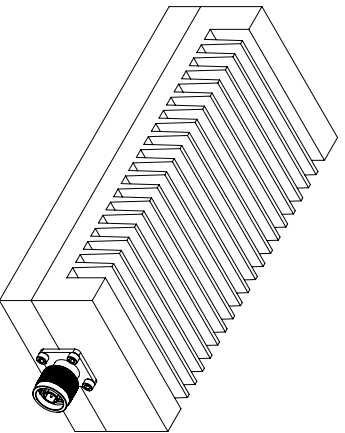
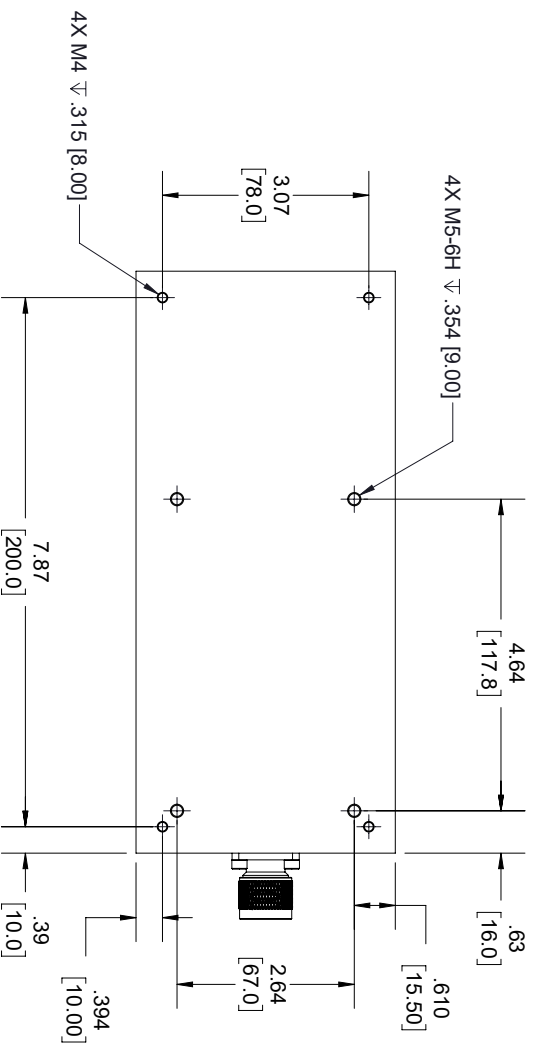
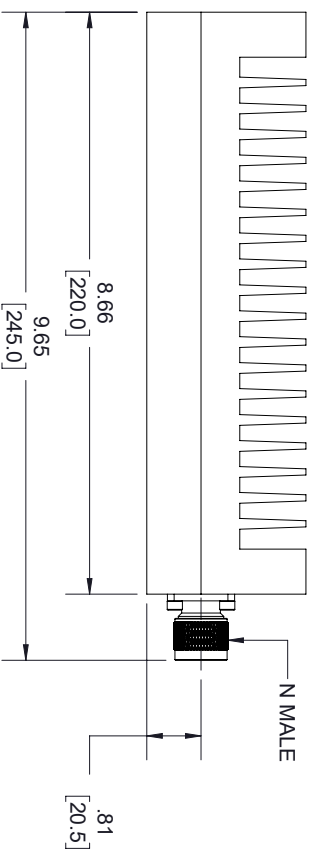
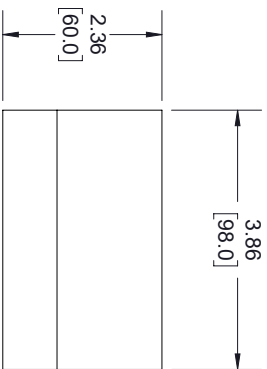


REVISIONS			DATE	APPROVED
REV.	DESCRIPTION			
A	POR ST3N-200		8/20/2021	S. PONG



THESE COMMODITIES, TECHNOLOGY OR SOFTWARE WERE EXPORTED FROM THE UNITED STATES IN ACCORDANCE WITH THE EXPORT ADMINISTRATION REGULATIONS, DIVERSION CONTRARY TO U.S. LAW PROHIBITED.



TITLE

UNLESS OTHERWISE SPECIFIED LEADING DIMENSIONS ARE INCHES
DIMENSIONS IN [] ARE MILLIMETERS

TOLERANCES:

CABLE LENGTH (L) TOLERANCES:



X = ±.2 [5.08] FRACTIONS
XX = ±.02 [.51] ±.1/32
XXX = ±.005 [.13] ANGLES ± 1°

L ± 1/2 (806) = +1 [25] / -0
12 (305) < L ≤ 60 [1524] = +2 [51] / -0
60 [1524] < L ≤ 120 [3048] = +4 [102] / -0
120 [3048] < L ≤ 300 [7620] = +6 [152] / -0
300 [7620] < L = +5%L / -0

THE INFORMATION AND DESIGN IN THIS DOCUMENT IS THE PROPERTY OF FAIRVIEW MICROWAVE CORPORATION. ALL RIGHTS RESERVED.

SHEET 1 OF 1

ALL DIMENSIONS SHOWN ARE FOR REFERENCE ONLY.

SCALE N/A

SIZE	GAGE CODE	DRAWN BY	ITEM NO.	REV
A	3FKRS	K. Dang	ST3N-200	A