

RG405 Type .086 Semi-Rigid Coax Cable with a Bare Copper Outer Conductor in Straight Sections

.086 diameter semi-rigid coaxial cable is the cable of choice for many RF and Microwave engineers. 0.086 cables sometimes referred to as RG405 based on the mil specification for semi-rigid cable of this diameter has a maximum operating frequency of 40 GHz. This form factor is widely used in the RF industry and many connector series and configurations are available for this cable. Because of the solid copper wall design the cable can be formed using proper tooling with a minimum inside bend radius of .12 inches.

Electrical Specifications

Description	Min	Typ	Max	Units
Frequency Range	DC		40	GHz
Impedance		50		Ohms
DWV (AC)			5,000	Vrms

Performance by Frequency Band

Description	F1	F2	F3	F4	F5	Units
Frequency	1	10	20			GHz
Attenuation, Typ	22 72.18	80 262.47	120 393.7			dB/100ft dB/100m
Power In (CW), Max	130	35	20			Watts

Mechanical Specifications

Min. Bend Radius (Installation) 0.12 in [3.05 mm]

Construction Specifications

Description	Material and Plating	Diameter
Inner Conductor	Copper Clad Steel, Silver	0.02 in [0.51 mm]
Conductor Type	Solid	
Dielectric	PTFE	0.066 in [1.68 mm]
Outer Conductor	Copper, Bare	0 in [0 mm]
Jacket	Tan	[]

Environmental Specifications

Temperature

Operating Range -55 to +125 deg C

Compliance Certifications (see [product page](#) for current document)

Plotted and Other Data

Notes:



Configuration:

- Semi-Rigid Cable
- 0 Shield(s)

Features:

- Silver Plated Copper Clad Steel center conductor
- PTFE dielectric material
- Bare Copper Outer Conductor
- Operating to 40 GHz
- Minimum inside bend radius of .12 inches
- ROHS compliant

Applications:

- RF and Microwave Cable Assemblies to 40 GHz
- Preformed cable assemblies to insure fit and layout
- Test Equipment port jumpers

Fairview Microwave
301 Leora Ln., Suite 100
Lewisville, TX 75056
Tel: 1-800-715-4396 / (972) 649-6678
Fax: (972) 649-6689
www.fairviewmicrowave.com
sales@fairviewmicrowave.com

RG405 Type .086 Semi-Rigid Coax Cable with a Bare Copper Outer Conductor in Straight Sections from Fairview Microwave has same day shipment for domestic and International orders. Our RF, microwave and millimeter wave products maintain a 99% availability and are part of the broadest selection in the industry.

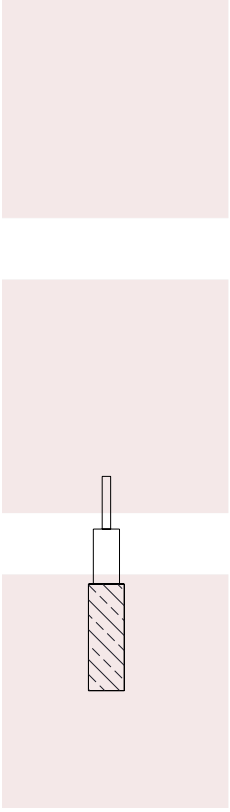
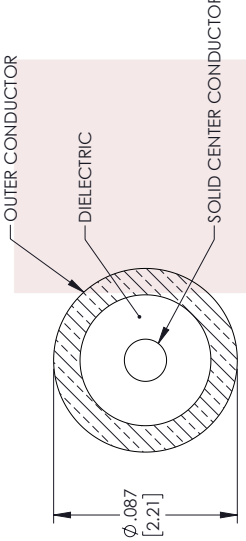
Click the following link to obtain additional part information: [RG405 Type .086 Semi-Rigid Coax Cable with a Bare Copper Outer Conductor in Straight Sections FM-SR086CU-ST-BULK](#)

URL: <https://www.fairviewmicrowave.com/rg405-type-.086-semi-rigid-coax-cable-copper-fm-sr086cu-st-bulk-p.aspx>

The information contained in this document is accurate to the best of our knowledge and representative of the part described herein. It may be necessary to make modifications to the part and/or the documentation of the part, in order to implement improvements. Fairview Microwave reserves the right to make such changes as required. Unless otherwise stated, all specifications are nominal. Fairview Microwave does not make any representation or warranty regarding the suitability of the part described herein for any particular purpose, and Fairview Microwave does not assume any liability arising out of the use of any part or documentation.



REVISIONS		
REV.	DESCRIPTION	DATE
A	INITIAL RELEASE	03/24/2022
		APPROVED AGANWANI

THESE COMMODITIES, TECHNOLOGY OR SOFTWARE WERE EXPORTED FROM THE UNITED STATES IN ACCORDANCE WITH THE EXPORT ADMINISTRATION REGULATIONS. DIVERSION CONTRARY TO U.S. LAW PROHIBITED.

Fairview Microwave
an INFINIT[®] brand

TITLE

UNLESS OTHERWISE SPECIFIED LEADING DIMENSIONS ARE INCHES
DIMENSIONS IN [] ARE MILLIMETERS

TOLERANCES:


CABLE LENGTH (L) TOLERANCES:
 L ≤ 12 [305] = +1 [25] / -0
 12 [305] < L ≤ 60 [1524] = +2 [51] / -0
 60 [1524] < L ≤ 300 [7620] = +4 [102] / -0
 L > 300 [7620] = +5% L / -0

ANGLES ± 1°

300 [7620] < L = +5% L / -0

ALL DIMENSIONS SHOWN ARE FOR REFERENCE ONLY.

SCALE: N/A

SIZE	CAGE CODE	DRAWN BY	ITEM NO.	REV	THIRD-ANGLE PROJECTION
A	3FKR5	DZINN	FM-SR086CU-ST-BULK	A	 <small>THE INFORMATION AND DESIGN IN THIS DOCUMENT ARE THE PROPERTY OF FAIRVIEW MICROWAVE CORPORATION. ALL RIGHTS RESERVED.</small> SHEET 1 OF 1

RG405 Type .086 Semi-Rigid Coax Cable with a Bare Copper Outer Conductor in Straight Sections