

Tab pin & dielectric for 0.3mm (.012inch) field replaceable connector

Description

Fairview Microwave's FM1016-6 Tab pin & dielectric for 0.3mm (.012inch) field replaceable connector is part of our complete line of Connector Launch Accessories available for same-day shipping. This range of accessories includes Glass bead Transitions, Launch Pin & Dielectric Transitions and Pin/Tab Transitions to Microstrip and Stripline Circuits in conjunction with our line of field replaceable flange connectors. These accessories are designed to be compatible with our line of Field Replaceable Connectors to ensure optimal electrical performance for PCB test applications. They are available in commonly used pin diameters of .009", .012", .015", .018", .020" and .036" and in a variety of lengths and sizes depending on the application.

Our FM1016-6 Tab pin & dielectric for 0.3mm (.012inch) field replaceable connector datasheet specifications are shown below in this PDF. Fairview Microwave's broad catalog of RF, microwave and millimeter wave connectors allows designers to configure and customize their signal connections however they like. Whether the need is to provide an I/O for a board design, or simply create a custom cable assembly configuration, Fairview Microwave has the right connector for the job. Fairview Microwave can also expertly build your custom cable assemblies for you and ship same day.

Mechanical Specifications

Dimensions

Pin Length	0.225 in [5.72 mm]
Pin Diameter	0.012 in [0.3 mm]
Tab Length	0.025 in [0.64 mm]
Tab Diameter	0.004 in [0.1 mm]
Dielectric Length	0.187 in [4.75 mm]
Dielectric Diameter	0.039 in [0.99 mm]

Compliance Certifications (see [product page](#) for current document)

Plotted and Other Data

Notes:

Tab pin & dielectric for 0.3mm (.012inch) field replaceable connector from Fairview Microwave is in-stock and available to ship same-day. All of our RF/microwave products are available off-the-shelf from our ISO 9001:2008 certified facilities in Lewisville, Texas. Fairview Microwave is RF on-demand.

For additional information on this product, please click the following link: [Tab pin & dielectric for 0.3mm \(.012inch\) field replaceable connector FM1016-6](#)

URL: <https://www.fairviewmicrowave.com/hermetic-seal-solder-contact-0.003-pin-diameter-0.011-body-0.025-pin-pe1016-6-p.aspx>

The information contained in this document is accurate to the best of our knowledge and representative of the part described herein. It may be necessary to make modifications to the part and/or the documentation of the part, in order to implement improvements. Fairview Microwave reserves the right to make such changes as required. Unless otherwise stated, all specifications are nominal. Fairview Microwave does not make any representation or warranty regarding the suitability of the part described herein for any particular purpose, and Fairview Microwave does not assume any liability arising out of the use of any part or documentation.

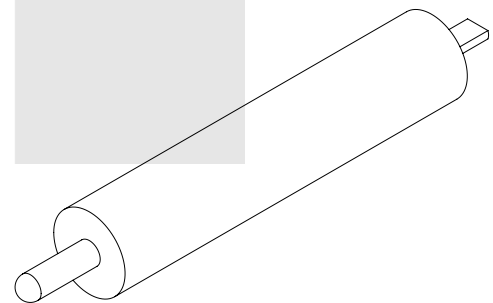
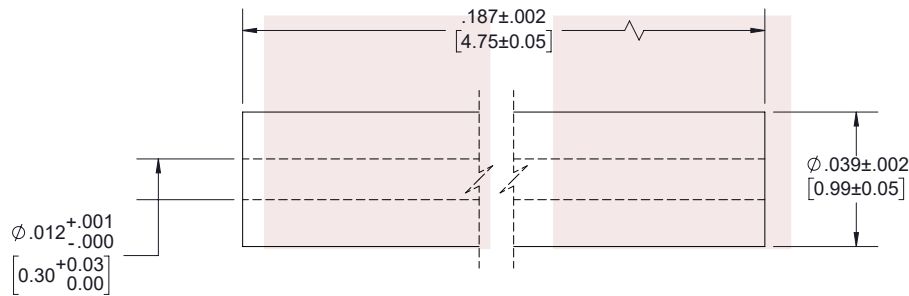
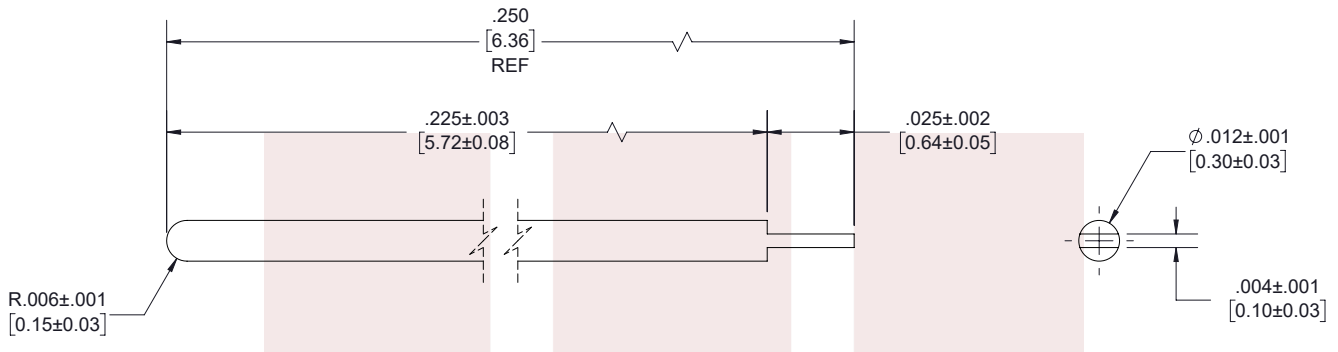


Applications:

- General Purpose Test
- Rack and Panel Mount Applications
- Used in Field Replaceable Connectors
- Allows for Replacement of Damaged Connectors

Fairview Microwave
301 Leora Ln., Suite 100
Lewisville, TX 75056
Tel: 1-800-715-4396 / (972) 649-6678
Fax: (972) 649-6689
www.fairviewmicrowave.com
sales@fairviewmicrowave.com

REVISIONS			
REV.	DESCRIPTION	DATE	APPROVED
A	INITIAL RELEASE	2/5/2021	S.ELLIS



NOTES:

- FINISH (PLATING THICKNESS IN MICRO-INCHES)
 - BERYLLIUM COPPER.
 - GOLD PL. 4 MIN. OVER NICKEL-PHOSPHORUS ALLOY PL. 80 MIN. OVER COPPER PL. 20MIN.

THESE COMMODITIES, TECHNOLOGY OR SOFTWARE WERE EXPORTED FROM THE UNITED STATES IN ACCORDANCE WITH THE EXPORT ADMINISTRATION REGULATIONS. DIVERSION CONTRARY TO U.S. LAW PROHIBITED.

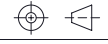
TITLE
Tab pin & dielectric for 0.3mm (.012inch) field replaceable connector

UNLESS OTHERWISE SPECIFIED LEADING DIMENSIONS ARE INCHES
DIMENSIONS IN [] ARE MILLIMETERS

TOLERANCES: CABLE LENGTH (L) TOLERANCES:

.X = ±.2 [5.08]	FRACTIONS	L ≤ 12 [305] = +1 [25] / -0
.XX = ±.02 [.51]	± 1/32	12 [305] < L ≤ 60 [1524] = +2 [51] / -0
.XXX = ±.005 [.13]	ANGLES ± 1°	60 [1524] < L ≤ 120 [3048] = +4 [102] / -0
		120 [3048] < L ≤ 300 [7620] = +6 [152] / -0
		300 [7620] < L = +5%L / -0

THIRD-ANGLE PROJECTION



THE INFORMATION AND DESIGN IN THIS DOCUMENT IS THE PROPERTY OF FAIRVIEW MICROWAVE CORPORATION. ALL RIGHTS RESERVED.

SHEET 1 OF 1

ALL DIMENSIONS SHOWN ARE FOR REFERENCE ONLY.

SCALE N/A

SIZE A	CAGE CODE 3FKR5	DRAWN BY K.DANG	ITEM NO. FM1016-6	REV A
-----------	--------------------	--------------------	----------------------	----------

T-Rev.D