

WR-42 Standard Gain Horn Antenna Operating From 18 GHz to 26.5 GHz, 15 dBi Nominal Gain, UG-597/U Flange, Integrated Cage-Style Mount



FM1WAN042-15

Features

- WR-42 Rectangular Waveguide Interface
- 18 GHz to 26.5 GHz
- 15 dBi Nominal Gain
- UG-597/U Cover Flange
- K Band
- Ruggedized Aluminum Cage-Style Mount
- Integrates with Positioning Systems

Applications

- Antenna Measurements
- Wireless Communication
- Laboratory Use
- Microwave Radio Systems

Description

The FM1WAN042-15 standard gain horn antenna (also known as waveguide horn) from Fairview Microwave has a nominal gain of 15 dBi. The Fairview Microwave 15 dBi WR-42 horn antenna operates from 18 GHz to 26.5 GHz (K Band). This WR-42 standard gain horn has a UG-597/U type flange and integrated cage-style mount. The mount is a ruggedized aluminum mounting solution that integrates with test and measurement positioning systems, ensuring precise alignment and protection of the antenna.

Waveguide standard gain horn antennas are used in a wide variety of applications due to their high power handling capability, low loss, high directivity, and near constant electrical performance. These units are Aluminum and powder coated for increased resistance to weather and corrosion with a Horizontal and Vertical Beam Width of 31 and 32 degrees respectively.

Fairview Microwave's WR-42 standard gain horns are available in 10, 15 and 20 dBi models with pyramidal shape and rectangular input. K Band standard gain horn antenna can ship the same day to anywhere in the world. The WR-42 FM1WAN042-15 waveguide horn is part of over 40,000 RF, microwave and millimeter wave components available from Fairview Microwave.

Configuration

Design	WR-42
Polarization	Linear


Electrical Specifications

Description	Minimum	Typical	Maximum	Units
Frequency Range	18		26.5	GHz
Nominal Gain		15		dBi
Horizontal Half Power Beam Width		31		Degrees
Vertical Half Power Beam Width		32		Degrees
VSWR		1.3:1		

Mechanical Specifications

Size	
Length	2.44 in [61.98 mm]
Width	2.44 in [61.98 mm]
Height	5.08 in [129.03 mm]
Weight	0.7115 lbs [322.73 g]

WR-42 Standard Gain Horn Antenna Operating From 18 GHz to 26.5 GHz, 15 dBi Nominal Gain, UG-597/U Flange, Integrated Cage-Style Mount



FM1WAN042-15

Waveguide Interface

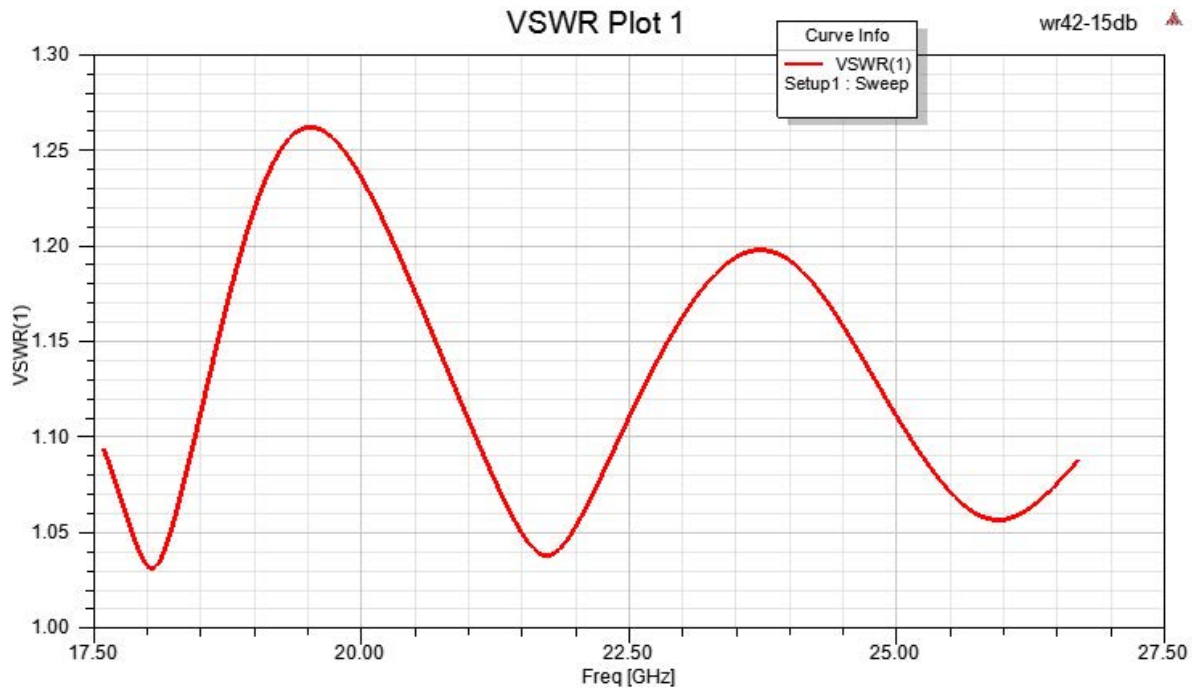
Waveguide Size	WR-42
Flange Type	Square Cover
Flange Designation	UG-597/U
Body Material and Plating	Aluminum, Gray

Compliance Certifications (see [product page](#) for current document)


Plotted and Other Data

Notes:

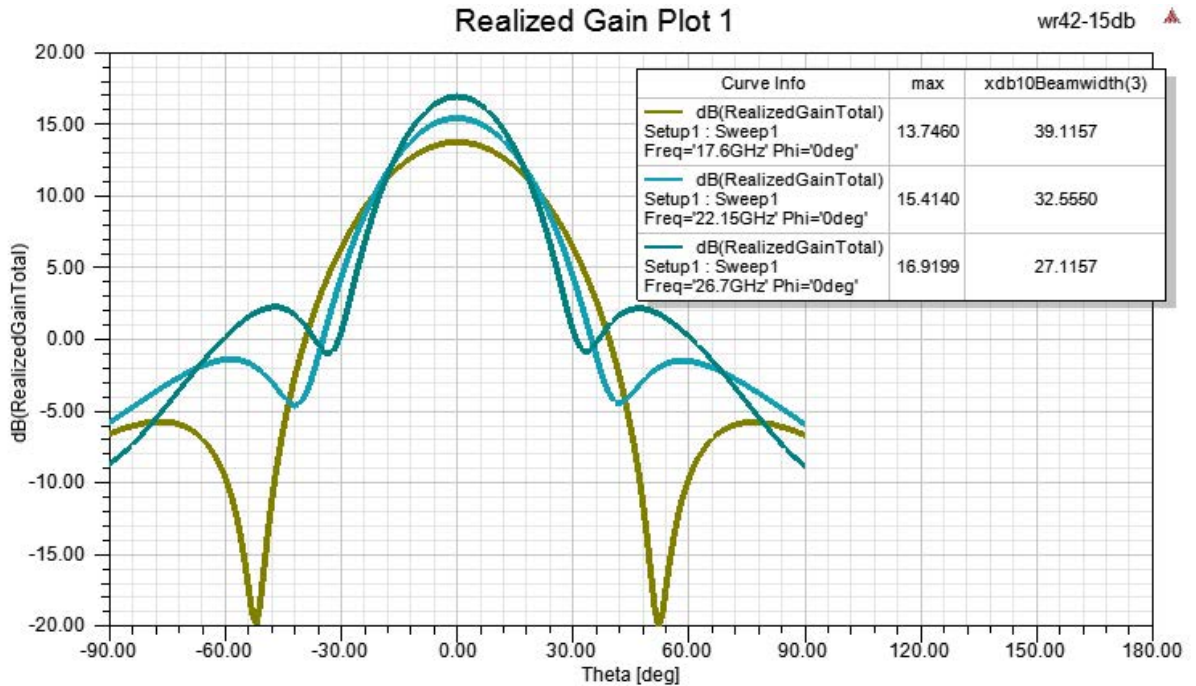
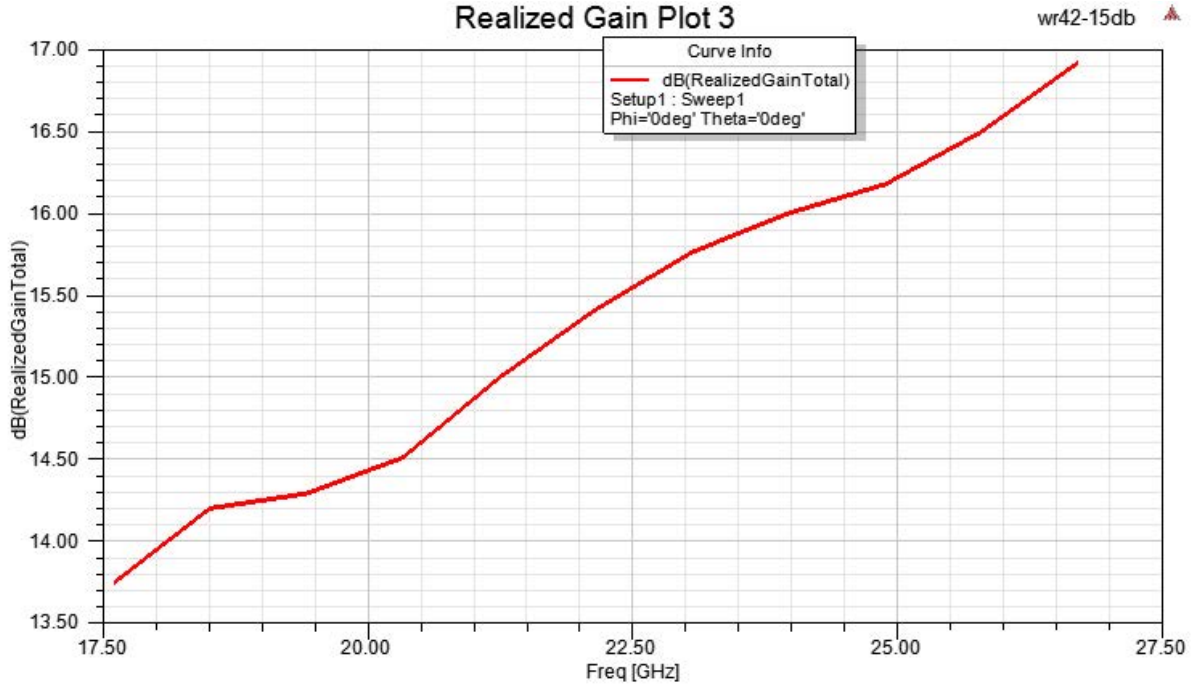
Typical Performance Data




WR-42 Standard Gain Horn Antenna Operating From 18 GHz to 26.5 GHz, 15 dBi Nominal Gain, UG-597/U Flange, Integrated Cage-Style Mount



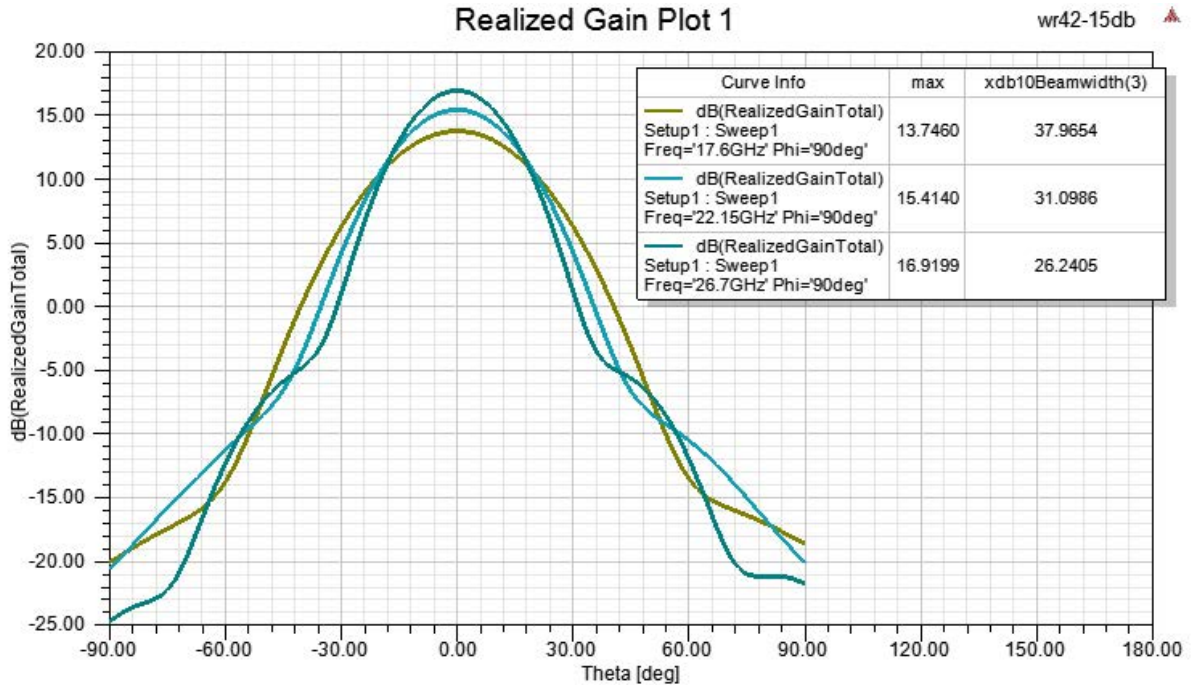
FM1WAN042-15



WR-42 Standard Gain Horn Antenna Operating From 18 GHz to 26.5 GHz, 15 dBi Nominal Gain, UG-597/U Flange, Integrated Cage-Style Mount



FM1WAN042-15



WR-42 Standard Gain Horn Antenna Operating From 18 GHz to 26.5 GHz, 15 dBi Nominal Gain, UG-597/U Flange, Integrated Cage-Style Mount from Fairview Microwave is in-stock and available to ship same-day. All of our RF/microwave products are available off-the-shelf from our ISO 9001:2008 certified facilities in Lewisville, Texas. Fairview Microwave is RF on-demand.

For additional information on this product, please click the following link: [WR-42 Standard Gain Horn Antenna Operating From 18 GHz to 26.5 GHz, 15 dBi Nominal Gain, UG-597/U Flange, Integrated Cage-Style Mount FM1WAN042-15](https://www.fairviewmicrowave.com/wr-42-waveguide-antenna-18-ghz-to-26.5-ghz-frequency-range-15-dbi-gain-ug-597-u-flange-integrated-cage-style-mount-fm1wan042-15)

URL: <https://www.fairviewmicrowave.com/wr-42-waveguide-antenna-18-ghz-to-26.5-ghz-frequency-range-15-dbi-gain-ug-597-u-flange-integrated-cage-style-mount-fm1wan042-15-p.aspx>

The information contained within this document is accurate to the best of our knowledge and representative of the part described herein. It may be necessary to make modifications to the part and/or the documentation of the part in order to implement improvements. Fairview Microwave reserves the right to make such changes as required. Unless otherwise stated, all specifications are nominal. Fairview Microwave does not make any representation or warranty regarding the suitability of the part described herein for any particular purpose, and Fairview Microwave does not assume liability arising out of the use of any part or document.

FM1WAN042-15 CAD Drawing

WR-42 Standard Gain Horn Antenna Operating From 18 GHz to 26.5 GHz, 15 dBi
Nominal Gain, UG-597/U Flange, Integrated Cage-Style Mount

