

## 2 dBi Ground Independent Tunable Poly Spring Vehicular Antenna 380-520 MHz NMO Mount Connector

This ground plane independent UHF mobile omnidirectional antenna is ideally suited for multipoint mobile applications including service vehicles, public transportation, public safety, mining and construction vehicles, as well numerous other commercial and industrial applications where mobility and wide coverage is desired. This antenna features a flexible Poly Spring base. Unlike the traditional metal spring base, the Poly Spring will not corrode and does not generate electrical noise when flexed during use. It has a standard TAD/NMO Motorola-type mobile base.

### Configuration

Design	Vehicular
Gain	2
Polarization	Linear, Vertical
Connector Type	NMO Mount

### Electrical Specifications

Description	Min	Typ	Max	Units
Frequency Range (Tunable Range)	380		520	MHz
Operational Bandwidth		50		MHz
Input VSWR (across operational bandwidth)				2:1
Impedance		50		Ohms
Gain		2		dBi
Horizontal (Azimuth) Beam Width		360		Degrees
Vertical (Elevation) Beam Width		70		Degrees
Input Power			150	Watts

### Mechanical Specifications

<b>Size</b>	
Length	16.13 in [409.7 mm]
Width	0 in [0 mm]
Height	0 in [0 mm]
Weight	0.152 lbs [68.95 g]

### Environmental Specifications

<b>Temperature</b>	
Operating Range	-40 to +85 deg C
Humidity	95%
Corrosion	Salt Fog

**Compliance Certifications** (see [product page](#) for current document)

### Plotted and Other Data

Notes:



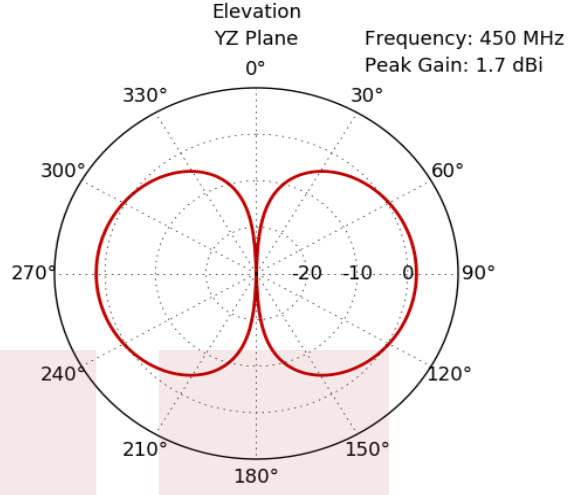
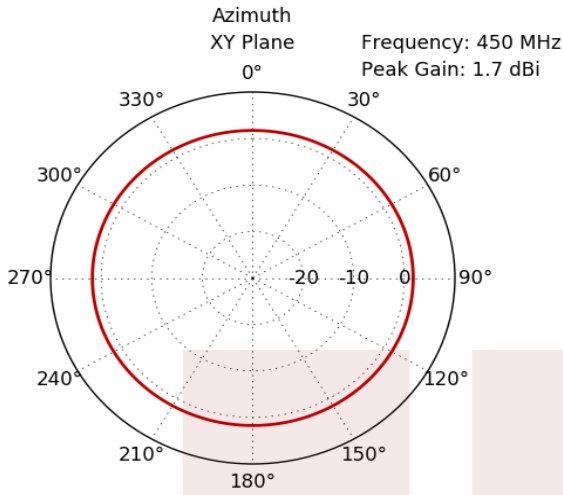
### Features:

- 1/2 Wave ground independent wide band antenna
- NMO Mount, Black Chrome Finish
- Flexible Black Polymer Alloy Spring
- Broad Band
- O-ring seal for waterproof construction
- Durable Xenoy™ base with TPB over mold dust seal and grip ring

### Applications:

- Service Vehicles
- Public safety
- Public Transportation
- Mining & Construction

Fairview Microwave  
301 Leora Ln., Suite 100  
Lewisville, TX 75056  
Tel: 1-800-715-4396 / (972) 649-6678  
Fax: (972) 649-6689  
[www.fairviewmicrowave.com](http://www.fairviewmicrowave.com)  
[sales@fairviewmicrowave.com](mailto:sales@fairviewmicrowave.com)

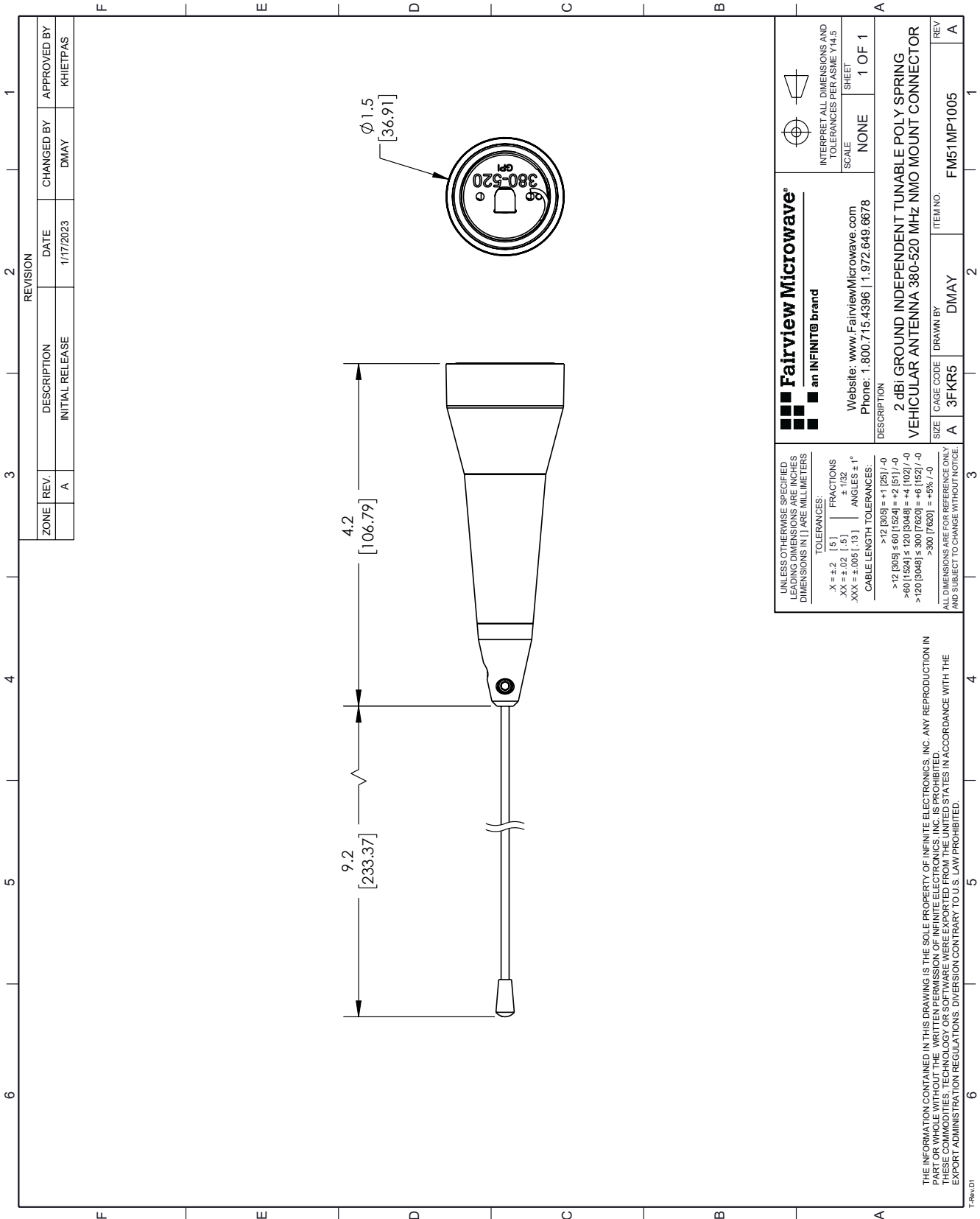


2 dBi Ground Independent Tunable Poly Spring Vehicular Antenna 380-520 MHz NMO Mount Connector from Fairview Microwave is in-stock and available to ship same-day. All of our RF/microwave products are available off-the-shelf from our ISO 9001:2008 certified facilities in Lewisville, Texas. Fairview Microwave is RF on-demand.

For additional information on this product, please click the following link: [2 dBi Ground Independent Tunable Poly Spring Vehicular Antenna 380-520 MHz NMO Mount Connector FM51MP1005](https://www.fairviewmicrowave.com/2-dbi-ground-independent-tunable-poly-spring-vehicular-antenna-380-520-mhz-nmo-mount-connector-fm51mp1005)

URL: <https://www.fairviewmicrowave.com/2-dbi-ground-independent-tunable-poly-spring-vehicular-antenna-380-520-mhz-nmo-mount-connector-fm51mp1005-p.aspx>

The information contained in this document is accurate to the best of our knowledge and representative of the part described herein. It may be necessary to make modifications to the part and/or the documentation of the part, in order to implement improvements. Fairview Microwave reserves the right to make such changes as required. Unless otherwise stated, all specifications are nominal. Fairview Microwave does not make any representation or warranty regarding the suitability of the part described herein for any particular purpose, and Fairview Microwave does not assume any liability arising out of the use of any part or documentation.



REVISION		DATE	CHANGED BY	APPROVED BY
ZONE	REV.	DESCRIPTION	INITIAL RELEASE	
	A		DMAY	KHIETPAS

<b>Fairview Microwave<sup>®</sup></b> an INFINIT <sup>®</sup> brand		INTERPRET ALL DIMENSIONS AND TOLERANCES PER ASME Y14.5 SCALE: NONE SHEET: 1 OF 1	
Website: <a href="http://www.FairviewMicrowave.com">www.FairviewMicrowave.com</a> Phone: 1.800.715.4396   1.972.649.6678		DESCRIPTION: 2 dB GROUND INDEPENDENT TUNABLE POLY SPRING VEHICULAR ANTENNA 380-520 MHz NMO MOUNT CONNECTOR	
UNLESS OTHERWISE SPECIFIED, DIMENSIONS ARE IN INCHES UNLESS OTHERWISE SPECIFIED. DIMENSIONS IN LARGE MILLIMETERS.		SIZE   CAGE CODE   DRAWN BY   ITEM NO.   REV A   3FKR5   DMAY   FM51MP1005   A	
TOLERANCES: .X = ±.2 [5]   FRACTIONS ±.005 [0.13]   ANGLES ± 1° .XX = ±.02 [0.5]   ±.032 .XXX = ±.005 [0.13]		CABLE LENGTH TOLERANCES: >12 [305] ≤ 60 [1524] = +1 [25] / -0 >60 [1524] ≤ 120 [3048] = +4 [102] / -0 >120 [3048] ≤ 300 [7620] = +6 [152] / -0 >300 [7620] = +5% / -0	
ALL DIMENSIONS ARE FOR REFERENCE ONLY AND SUBJECT TO CHANGE WITHOUT NOTICE.			

THE INFORMATION CONTAINED IN THIS DRAWING IS THE SOLE PROPERTY OF INFINITE ELECTRONICS, INC. ANY REPRODUCTION IN WHOLE OR IN PART WITHOUT THE WRITTEN PERMISSION OF INFINITE ELECTRONICS, INC. IS PROHIBITED. THESE COMMODITIES, TECHNOLOGY OR SOFTWARE WERE EXPORTED FROM THE UNITED STATES IN ACCORDANCE WITH THE EXPORT ADMINISTRATION REGULATIONS. DIVERSION CONTRARY TO U.S. LAW PROHIBITED.