

6 Bit TTL Programmable Phase Shifter, 18 GHz to 26 GHz, 360 degree Phase Range, 11.25 degree Control Step Size, +20 dBm Max Pin, 2.92mm

The FM82P5021 is a 6 Bit Digitally Controlled Programmable Phase Shifter that operates across a frequency band from 18 to 26 GHz. The 50 Ohm design has a phase shift range from 0° to 360° with 6 control bits and a step size of 5.625°. Impressive typical performance includes 14 dB insertion loss, +/- 5° phase flatness, input 1 dB compression point of +23 dBm, and a maximum RF input power level of +11 dBm. The unit requires +12Vdc bias voltage with 20 mA DC current. The low profile pin package is aluminum with Nickel plating and supports field replaceable 2.92mm RF connectors and a Micro-D15 female connector for DC Bias and Command Control functions. The module has an operational temperature range from -40°C to +85°C and is guaranteed to meet a series of environmental test conditions for Altitude, Vibration, Humidity, and Shock.



Features:

- Programmable Phase Shifter
- 18 GHz to 26 GHz
- Phase Shift 0° to 360° typ
- TTL Digital Control
- 6 Control Bits
- Step Size 5.625° typ
- Insertion Loss 14 dB typ
- Phase Flatness +/- 5° typ
- Input P1dB +23 dBm typ
- Maximum RF Input Power +11 dBm
- 50 Ohm Design
- DC Bias +12V @ 20 mA
- Micro-D15 Female Connector
- Field Replaceable Female 2.92mm RF Connectors
- Operational Temperature Range -40°C to +85°C
- Rugged and Compact Aluminum Nickel Plated Package Design
- Environmental Test Conditions Altitude, Vibration, Humidity, Shock
- Single DC Control Operation
- Low Phase Error

Electrical Specifications (Values at +25° C, Sea Level)

Description	Min	Typ	Max	Units
Frequency Range	18		26	GHz
Impedance		50		Ohms
Phase Shift		360		Degrees
Phase LSB Step		5.625		Degrees
Input VSWR		2.5:1	3.5:1	
Output VSWR				
Insertion Loss*		14	16	dB
Phase Flatness		±5	±25	Degrees
IL Temperature Coefficient		0.008		dB/deg C
Input 1 dB Compression Point			23	
DC Voltage		12		Volts
DC Current		20		mA
Input Power, CW			11	dBm
Control Bits		6		

*at 0V DC Control

Absolute Maximum Rating

Parameter	Rating
Biasing	+12V +/-10%
RF input Power	+11 dBm



ESD Sensitive Material, Transport material in Approved ESD bags. Handle only in approved ESD Workstation.

Mechanical Specifications

Size	
Length	1.772 in [45.01 mm]
Width/Diameter	1.693 in [43 mm]
Height	0.551 in [14 mm]

Applications:

- Test & Measurement
- Military & Commercial

Fairview Microwave
 301 Leora Ln., Suite 100
 Lewisville, TX 75056
 Tel: 1-800-715-4396 / (972) 649-6678
 Fax: (972) 649-6689
www.fairviewmicrowave.com
sales@fairviewmicrowave.com

Weight 0.064 lbs [29.03 g]
Body Material and Plating Aluminum, Nickel

Configuration

Input Connector 2.92mm Female
Input Connector Spec. Field Replaceable
Output Connector 2.92mm Female
Output Connector Spec. Field Replaceable

Environmental Specifications

Temperature

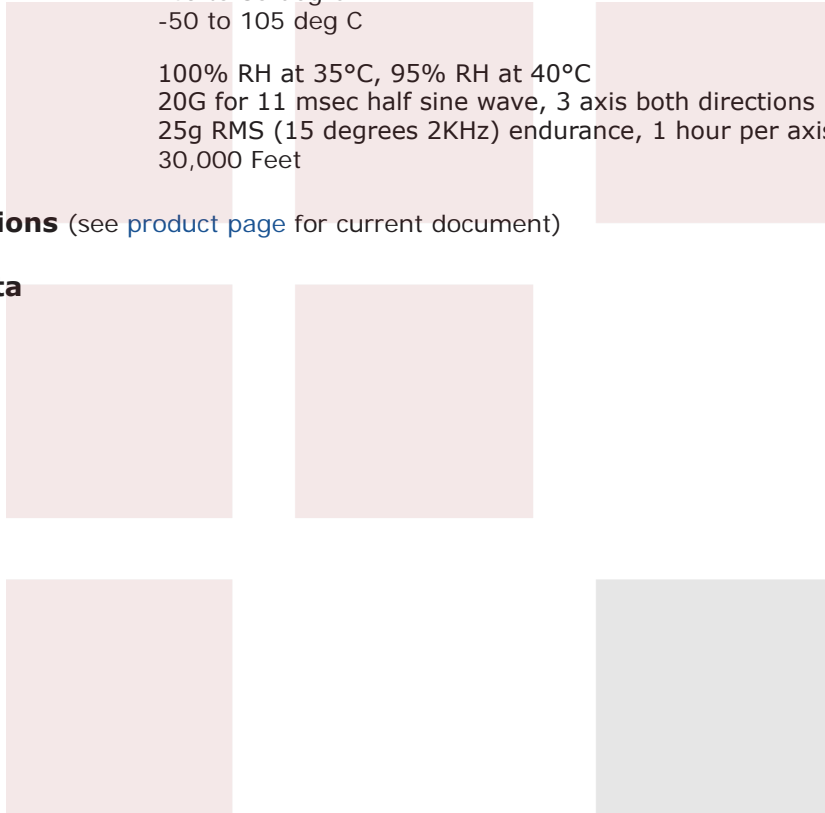
Operating Range -40 to 85 deg C
Storage Range -50 to 105 deg C

Humidity 100% RH at 35°C, 95% RH at 40°C
Shock 20G for 11 msec half sine wave, 3 axis both directions
Vibration 25g RMS (15 degrees 2KHz) endurance, 1 hour per axis
Altitude 30,000 Feet

Compliance Certifications (see [product page](#) for current document)

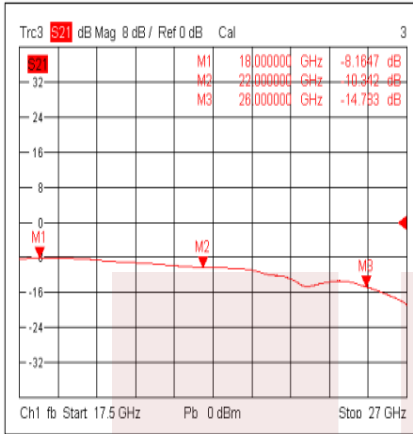
Plotted and Other Data

Notes:

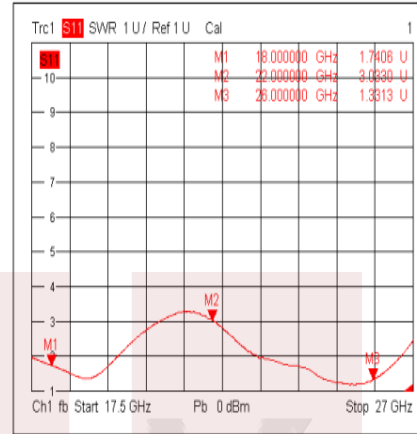


Typical Performance Data

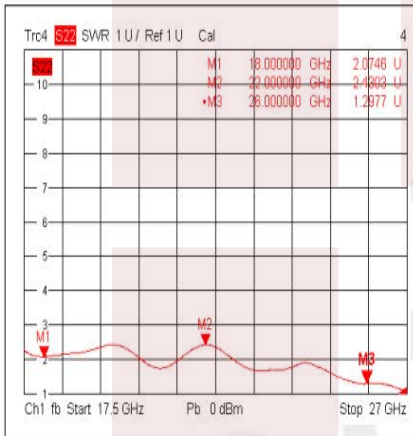
Insertion Loss @+25°C



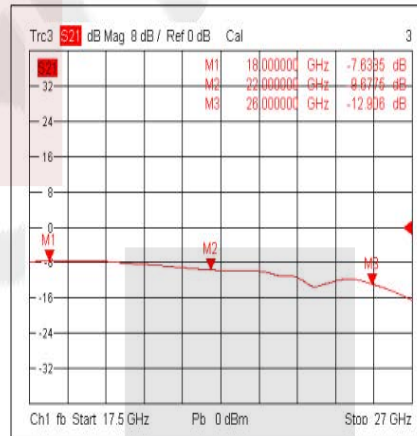
Input VSWR @+25°C



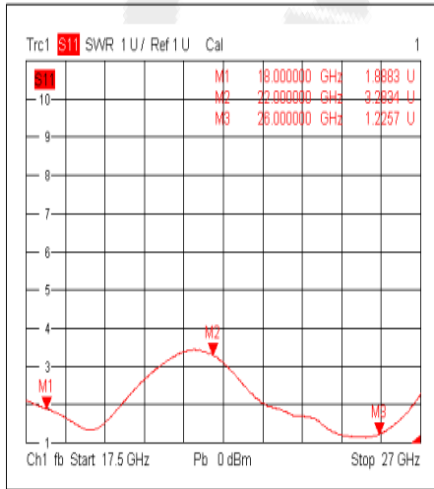
Output VSWR @+25°C



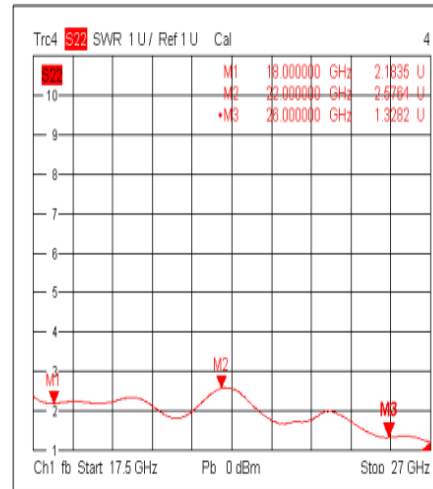
Insertion Loss @-40°C



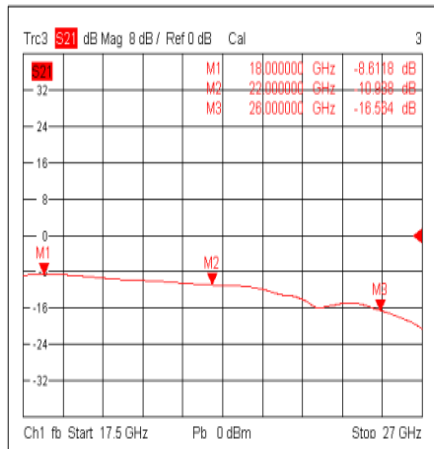
Input VSWR @-40°C



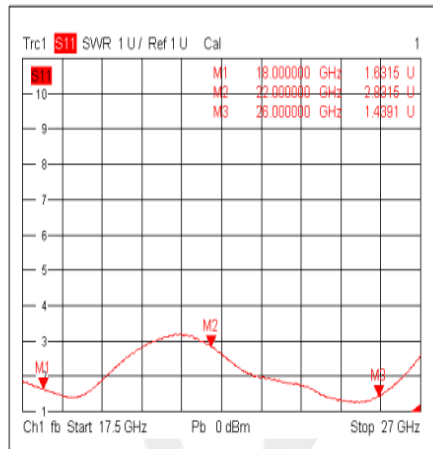
Output VSWR @-40°C



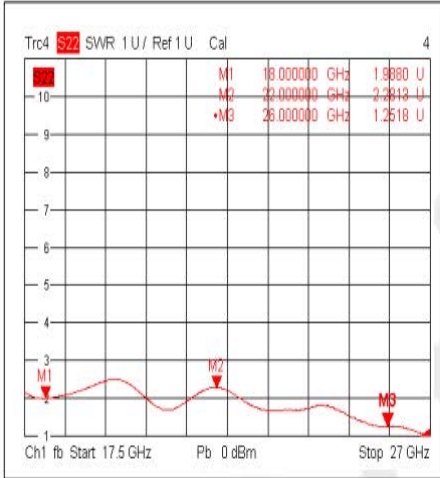
Insertion Loss @+85°C



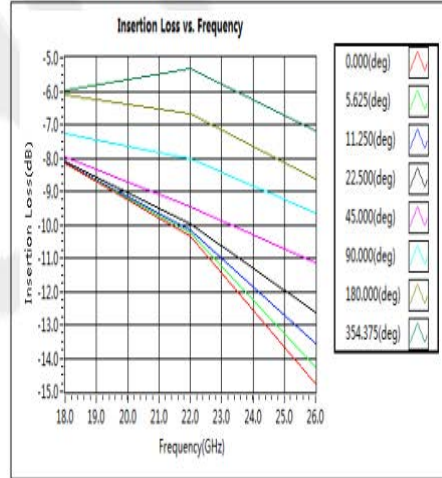
Input VSWR @+85°C



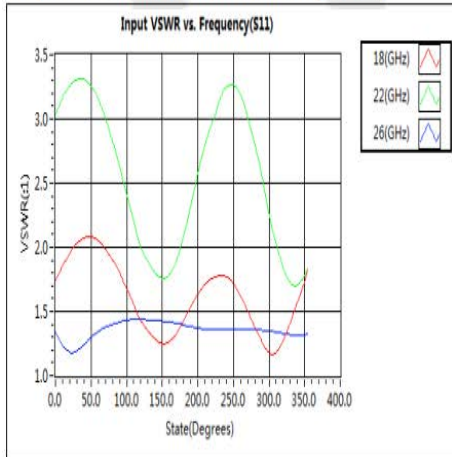
Output VSWR @+85°C



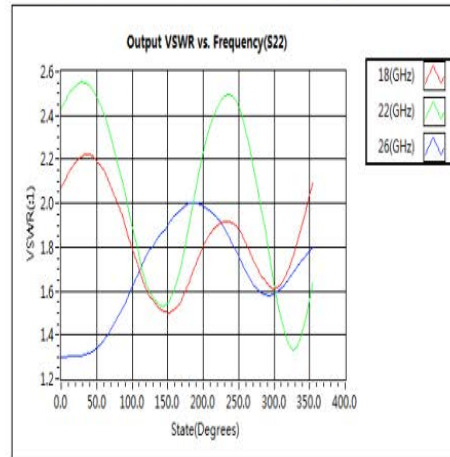
Insertion Loss vs. Frequency



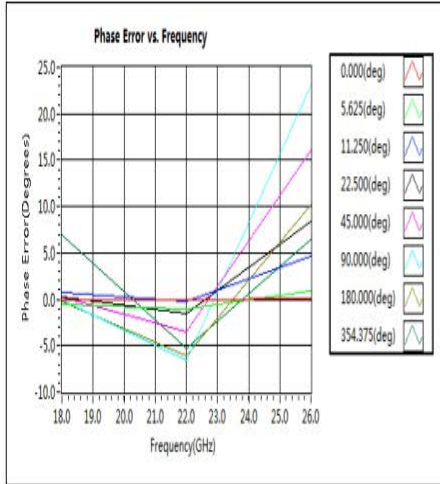
Input VSWR vs. Frequency(S11)



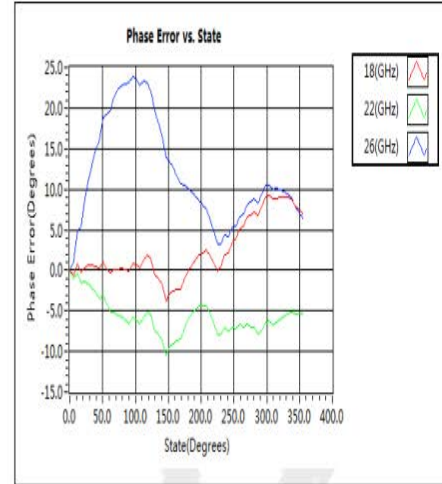
Output VSWR vs. Frequency(S22)



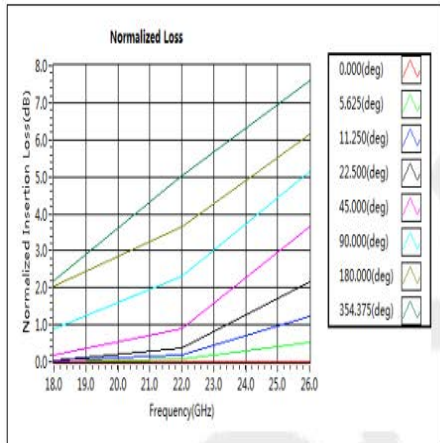
Phase Error vs. Frequency



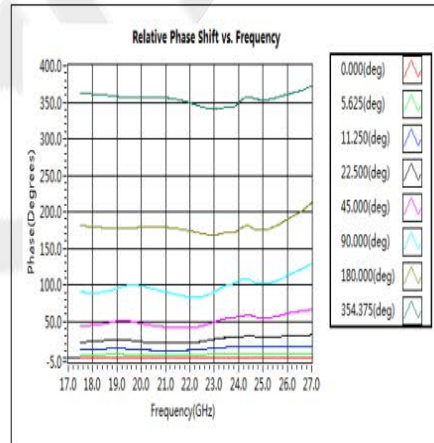
Phase Error vs. State



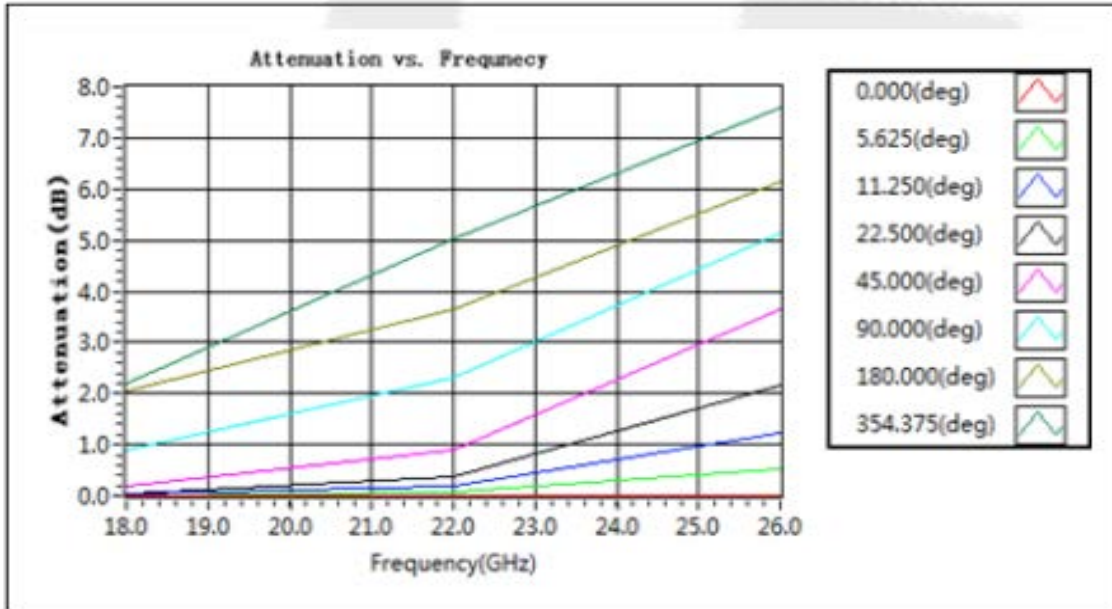
Normalized Loss . All States



Relative Phase Shift vs. Frequency



Attenuation vs. Frequency



6 Bit TTL Programmable Phase Shifter, 18 GHz to 26 GHz, 360 degree Phase Range, 11.25 degree Control Step Size, +20 dBm Max Pin, 2.92mm from Fairview Microwave is in-stock and available to ship same-day. All of our RF/microwave products are available off-the-shelf from our ISO 9001:2008 certified facilities in Lewisville, Texas. Fairview Microwave is RF on-demand.

For additional information on this product, please click the following link: [6 Bit TTL Programmable Phase Shifter, 18 GHz to 26 GHz, 360 degree Phase Range, 11.25 degree Control Step Size, +20 dBm Max Pin, 2.92mm FM82P5021](#)

URL: <https://www.fairviewmicrowave.com/2.92mm-programmable-phase-shifter-18-26-ghz-fm82p5021-p.aspx>

The information contained in this document is accurate to the best of our knowledge and representative of the part described herein. It may be necessary to make modifications to the part and/or the documentation of the part, in order to implement improvements. Fairview Microwave reserves the right to make such changes as required. Unless otherwise stated, all specifications are nominal. Fairview Microwave does not make any representation or warranty regarding the suitability of the part described herein for any particular purpose, and Fairview Microwave does not assume any liability arising out of the use of any part or documentation.

