

1.85mm Female to Female Thru Calibration Kit Component for Precision Up to 67 GHz

1.85mm female to female thru calibration kit component, part number FMAD1120, from Fairview Microwave is in-stock and ships same day. This 1.85mm precision thru circuit can be used for calibration of most vector network analyzers (VNA), cable analyzers or site analyzers. Impedance and VSWR specifications for this 1.85mm thru calibrating component are provided in the datasheet. Precision control of the impedance and electrical length allow for OSLT analyzer calibrations over the complete frequency range of the connector interface provided.

Fairview's 1.85mm thru circuit calibration component FMAD1120 datasheet specifications and outline drawing are shown in this PDF below. Our extensive offering for RF, microwave and millimeter wave components allows designers to configure and customize their test solutions however they like. From calibration kit replacement to SOLT / OSLT VNA calibration, Fairview Microwave has the right calibration kit components to meet your needs and ship them same-day.



Features:

- Controlled Impedance
- Replaces Damaged Calibrating Kit Components
- Controlled Electrical Length
- Precision Interfaces
- In Stock and Ready to Ship

Applications:

- SOLT or OSLT Calibration
- VNA Calibration
- Device Characterization
- De-embedding
- Replacement Calibration Kits

Electrical Specifications

Description	Min	Typ	Max	Units
Frequency Range	DC		67	GHz
Impedance		50		Ohms
VSWR			1.15:1	
Electrical Delay		65.4		ps

Performance by Frequency

Description	F1	F2	F3	F4	F5	Units
Frequency Range	DC-26.5	26.5-40	40-67			GHz
VSWR, Max	1.06:1	1.1:1	1.15:1			

Electrical Specification Notes:
 Values at 25° sea level.

Mechanical Specifications

Size

Length	0.98 in [24.89 mm]
Width/Diameter	0.5 in [12.7 mm]
Pin Depth	0 to 0.0012 in

Connector 1

Connector Type	1.85mm Female
Body Material and Plating	Beryllium Copper, Gold

Connector 2

Connector Type	1.85mm Female
Connector Body Material and Plating	Beryllium Copper, Gold

Environmental Specifications

Fairview Microwave
 301 Leora Ln., Suite 100
 Lewisville, TX 75056
 Tel: 1-800-715-4396 / (972) 649-6678
 Fax: (972) 649-6689
www.fairviewmicrowave.com
sales@fairviewmicrowave.com

Compliance Certifications (see [product page](#) for current document)

Plotted and Other Data

Notes:





- Values at +25 °C, sea level

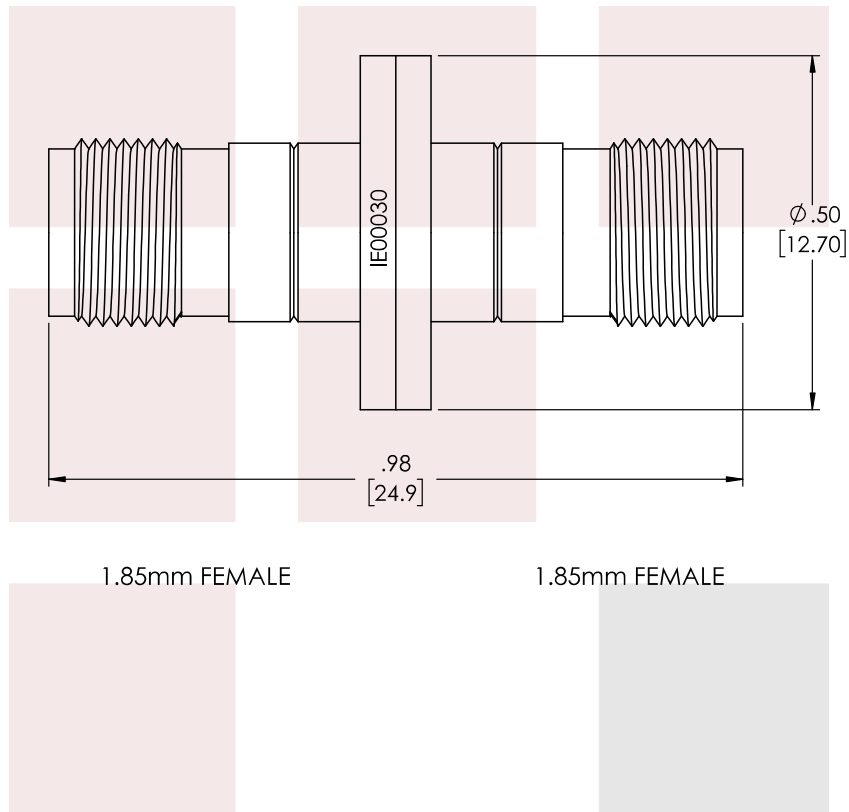
1.85mm Female to Female Thru Calibration Kit Component for Precision Up to 67 GHz from Fairview Microwave is in-stock and available to ship same-day. All of our RF/microwave products are available off-the-shelf from our ISO 9001:2008 certified facilities in Allen, Texas. Fairview Microwave is RF on-demand.

For additional information on this product, please click the following link: [1.85mm Female to Female Thru Calibration Kit Component for Precision Up to 67 GHz FMAD1120](#)

URL: <https://www.fairviewmicrowave.com/1.85mm-female-calibration-kit-component-thru-67-ghz-fmad1120-p.aspx>

The information contained in this document is accurate to the best of our knowledge and representative of the part described herein. It may be necessary to make modifications to the part and/or the documentation of the part, in order to implement improvements. Fairview Microwave reserves the right to make such changes as required. Unless otherwise stated, all specifications are nominal. Fairview Microwave does not make any representation or warranty regarding the suitability of the part described herein for any particular purpose, and Fairview Microwave does not assume any liability arising out of the use of any part or documentation.





STANDARD TOLERANCES	
.X	±0.2
.XX	±0.01
.XXX	±0.005

*STANDARD TOLERANCES APPLY ONLY TO DIMENSIONS IN INCHES

FAIRVIEW MICROWAVE INC. ALLEN, TX 75013 WWW.FAIRVIEWMICROWAVE.COM		NOTES: 1. UNLESS OTHERWISE SPECIFIED ALL DIMENSIONS ARE NOMINAL. 2. ALL SPECIFICATIONS ARE SUBJECT TO CHANGE WITHOUT NOTICE AT ANY TIME. 3. DIMENSIONS ARE IN INCHES [mm].			
TITLE 1.85mm Female to Female Thru Calibration Kit Component for Precision Up to 67 GHz	DWG NO FMAD1120	CAGE CODE 3FKR5			
	CAD FILE 01/17/18	SHEET	SCALE N/A	SIZE A	CN2245