

HN Male to C Female Adapter

HN male to type C female adapter part number FMAD1295 from Fairview Microwave is in-stock and ships same day. This Fairview HN to type C adapter has a male to female gender configuration. FMAD1295 HN male to type C female adapter.

RF adapters can be used to enable connections between two connector types that would otherwise not mate. Certain RF adapter configurations can also be used to protect connectors on expensive equipment where the number of connect and disconnect cycles is high. An RF, microwave, or millimeter wave adapter is connected to the equipment and the commonly changed connection is made with the adapter which can be easily replaced when it wears out after high usage; such adapters are referred to as connector savers. Fairview Microwave also offers bulkhead, panel mount, hermetically sealed, reverse polarity, and isolated ground adapter varieties to serve all of your RF, microwave and millimeter wave needs.

Mechanical Specifications

Size		
Length		1.610 in [40.9 mm]
Width		0.85 in [21.59 mm]
Weight		0.137 lbs [62.14 g]

Description	Connector 1	Connector 2
Type	HN Male	C Female
Polarity	Standard	Standard
Interface Specification	MIL-STD-348	MIL-STD-348

Material Specifications

Description	Connector 1	Connector 2
Type	HN Male	C Female
Contact Plating	Silver	Silver
Contact Plating Spec.	QQ-S-365	QQ-S-365
Insulation Material	PTFE	PTFE
Outer Contact Material		Brass
Outer Contact Plating		Nickel
Outer Conductor Contact Spec.		QQ-N-290
Body Material	Brass	
Body Plating	Nickel	
Body Plating Spec.	QQ-N-290	
Coupling Nut Material	Brass	
Coupling Nut Plating	Nickel	
Coupling Nut Plating Spec.	QQ-N-290	

Compliance Certifications (see [product page](#) for current document)

Plotted and Other Data

Notes:



Configuration:

- HN Male Connector 1
- C Female Connector 2
- 50 Ohm
- Straight Body Geometry

Features:

- HN interface meets MIL-STD-348
- Type C interface meets MIL-STD-348
- Contact plating according to QQ-S-365

Applications:

- Enables Between Series Connections
- General Purpose Test


Fairview Microwave
 301 Leora Ln., Suite 100
 Lewisville, TX 75056
 Tel: 1-800-715-4396 / (972) 649-6678
 Fax: (972) 649-6689
www.fairviewmicrowave.com
sales@fairviewmicrowave.com

HN Male to C Female Adapter from Fairview Microwave is in-stock and available to ship same-day. All of our RF/microwave products are available off-the-shelf from our ISO 9001:2008 certified facilities in Lewisville, Texas. Fairview Microwave is RF on-demand.

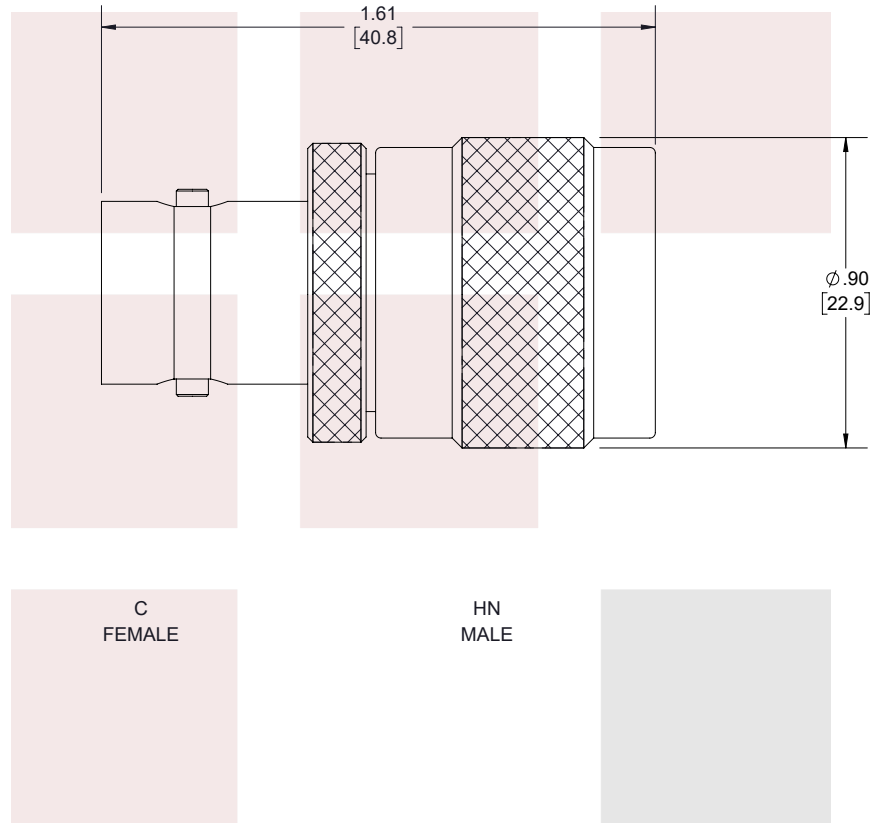
For additional information on this product, please click the following link: [HN Male to C Female Adapter FMAD1295](#)

URL: <https://www.fairviewmicrowave.com/hn-male-to-c-female-adapter-fmad1295-p.aspx>

The information contained in this document is accurate to the best of our knowledge and representative of the part described herein. It may be necessary to make modifications to the part and/or the documentation of the part, in order to implement improvements. Fairview Microwave reserves the right to make such changes as required. Unless otherwise stated, all specifications are nominal. Fairview Microwave does not make any representation or warranty regarding the suitability of the part described herein for any particular purpose, and Fairview Microwave does not assume any liability arising out of the use of any part or documentation.



REVISIONS			
REV.	DESCRIPTION	DATE	APPROVED
A	INITIAL RELEASE	03/31/2022	AGANWANI



THESE COMMODITIES, TECHNOLOGY OR SOFTWARE WERE EXPORTED FROM THE UNITED STATES IN ACCORDANCE WITH THE EXPORT ADMINISTRATION REGULATIONS. DIVERSION CONTRARY TO U.S. LAW PROHIBITED.

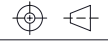
TITLE
HN Male to C Female Adapter

UNLESS OTHERWISE SPECIFIED LEADING DIMENSIONS ARE INCHES
DIMENSIONS IN [] ARE MILLIMETERS

TOLERANCES: CABLE LENGTH (L) TOLERANCES:

.X = ±.2 [5.08]	FRACTIONS ± 1/32	L ≤ 12 [305] = +1 [25] / -0
.XX = ±.02 [.51]		12 [305] < L ≤ 60 [1524] = +2 [51] / -0
.XXX = ±.005 [.13]	ANGLES ± 1°	60 [1524] < L ≤ 120 [3048] = +4 [102] / -0
		120 [3048] < L ≤ 300 [7620] = +6 [152] / -0
		300 [7620] < L = +5%L / -0

THIRD-ANGLE PROJECTION



THE INFORMATION AND DESIGN IN THIS DOCUMENT IS THE PROPERTY OF FAIRVIEW MICROWAVE CORPORATION. ALL RIGHTS RESERVED.

SHEET 1 OF 1

ALL DIMENSIONS SHOWN ARE FOR REFERENCE ONLY.

SCALE N/A

SIZE A	CAGE CODE 3FKR5	DRAWN BY K.GLEBOVA	ITEM NO. FMAD1295	REV A
-----------	--------------------	-----------------------	----------------------	----------

T-Rev.D