

**2 GHz to 6 GHz, Broadband Amplifier with 500 mW,
 22 dB Gain and SMA**

FMAM4041 is a broadband coaxial power amplifier, operating in the 2.0 to 6.0 GHz frequency range. The amplifier offers 27 dBm of P1dB min and 22 dB small signal gain min, with the gain flatness of ± 2.0 dB max. This power amplifier requires only a single positive DC supply, is unconditionally stable, operates over the temperature range of -20°C to 85°C , and is Hermetically sealed.

Electrical Specifications (TA= 25°C, VDC1 = 12 Vdc)

Description	Min	Typ	Max	Unit
Frequency Range	2		6	GHz
Gain	20	22		dB
Gain Flatness		± 0.6		dB
P1dB	+27			dBm
IP3		+37		dBm
Noise Figure		5.4		dB
Input VSWR			2:1	
Output VSWR			2:1	
Operating DC Voltage 1	11	12	15	Volts
Operating DC Current		420		mA
Operating Temperature Range (OTR)	-30		+70	$^{\circ}\text{C}$

Mechanical Specifications

Size	
Length	1.083 in [27.51 mm]
Width	1.093 in [27.76 mm]
Height	0.382 in [9.7 mm]
Connector Option	Field Replaceable
Input Connector	SMA Female
Output Connector	SMA Female

Environmental Specifications

Temperature	
Operating Range	-30 to +70 deg C

Compliance Certifications (visit www.FairviewMicrowave.com for current document)

REACH Compliant	12/17/2015
-----------------	------------



Features:

- 2.0 to 6.0 GHz Frequency Range
- P1dB: 27 dBm min
- Small Signal Gain: 22 dB min
- Gain Flatness: ± 2.0 dB max
- 50 Ohm Input and Output Matched
- -20 to $+85^{\circ}\text{C}$ Operating Temperature
- Unconditionally Stable
- Single DC Positive Supply
- Built-in DC Voltage Regulator

Applications:

- Laboratory Applications
- R&D Labs
- Test Instrumentation
- Military & Space
- Communication Systems
- Satellite Communications
- Wireless Communications
- Unmanned Systems
- Microwave Radio Systems
- Low Noise Amplifier
- General Purpose Amplification
- RF Front Ends

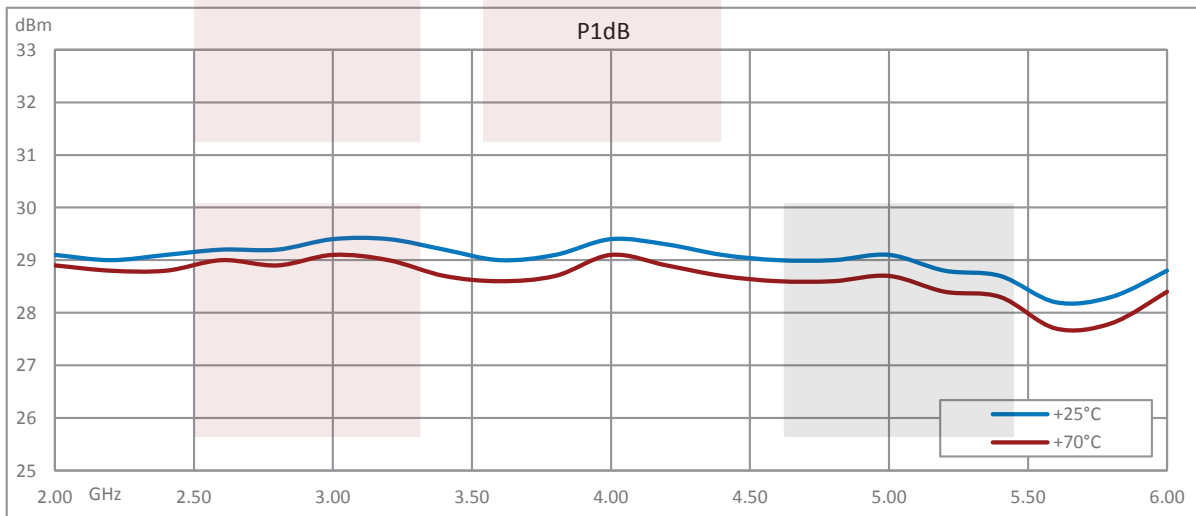
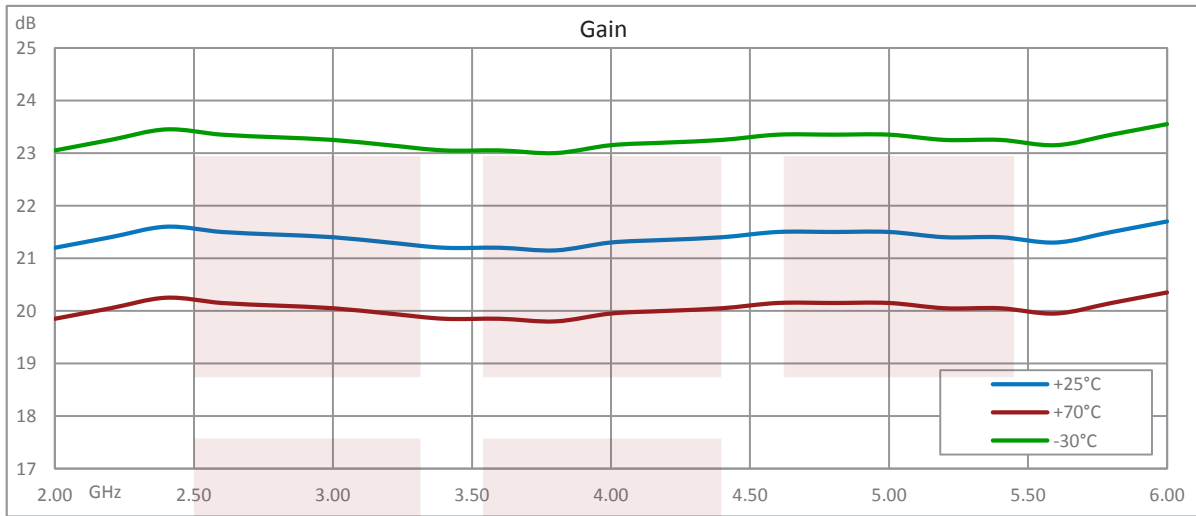
Fairview Microwave
 1130 Junction Dr. #100
 Allen, TX 75013
 Tel: 1-800-715-4396 / (972) 649-6678
 Fax: (972) 649-6689
www.fairviewmicrowave.com
sales@fairviewmicrowave.com

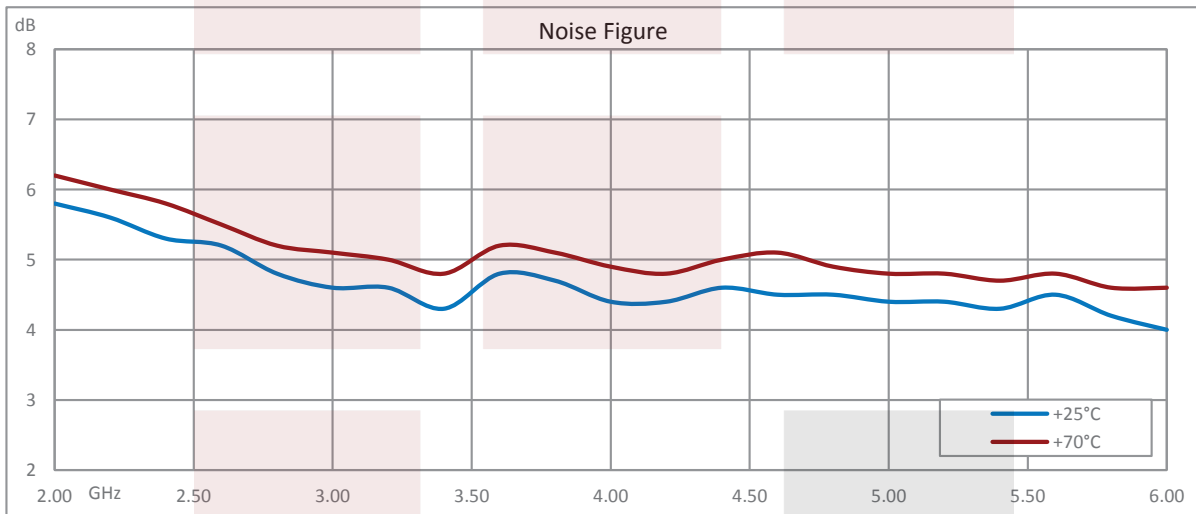
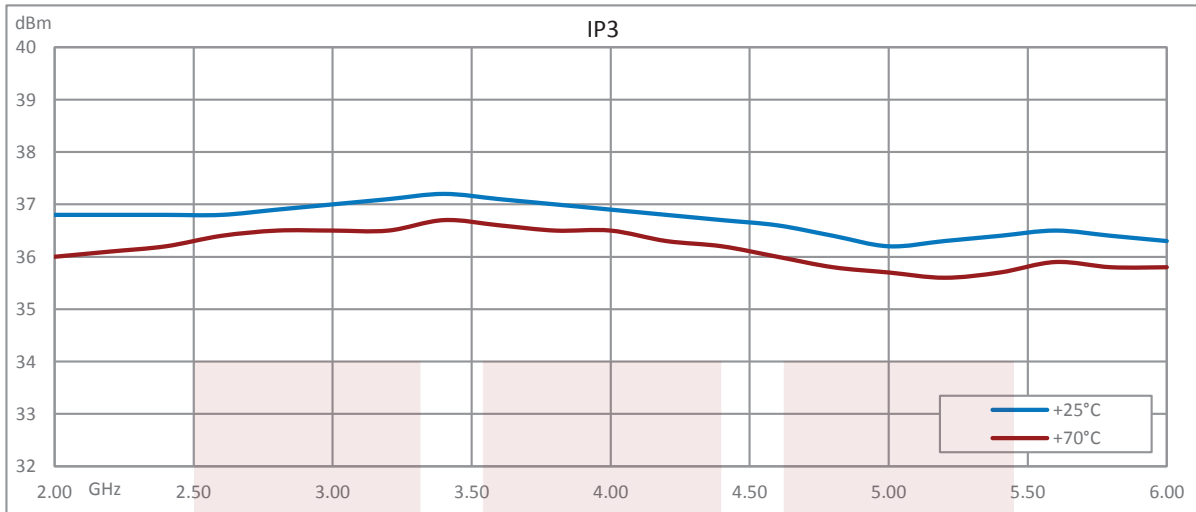
Plotted and Other Data

Notes:

- Values at 25 °C, sea level
- ESD Sensitive Material, Transport material in Approved ESD bags. Handle only in approved ESD Workstation.
- Heat Sink Required for Proper Operation, Unit is cooled by conduction to heat sink.

Typical Performance Data



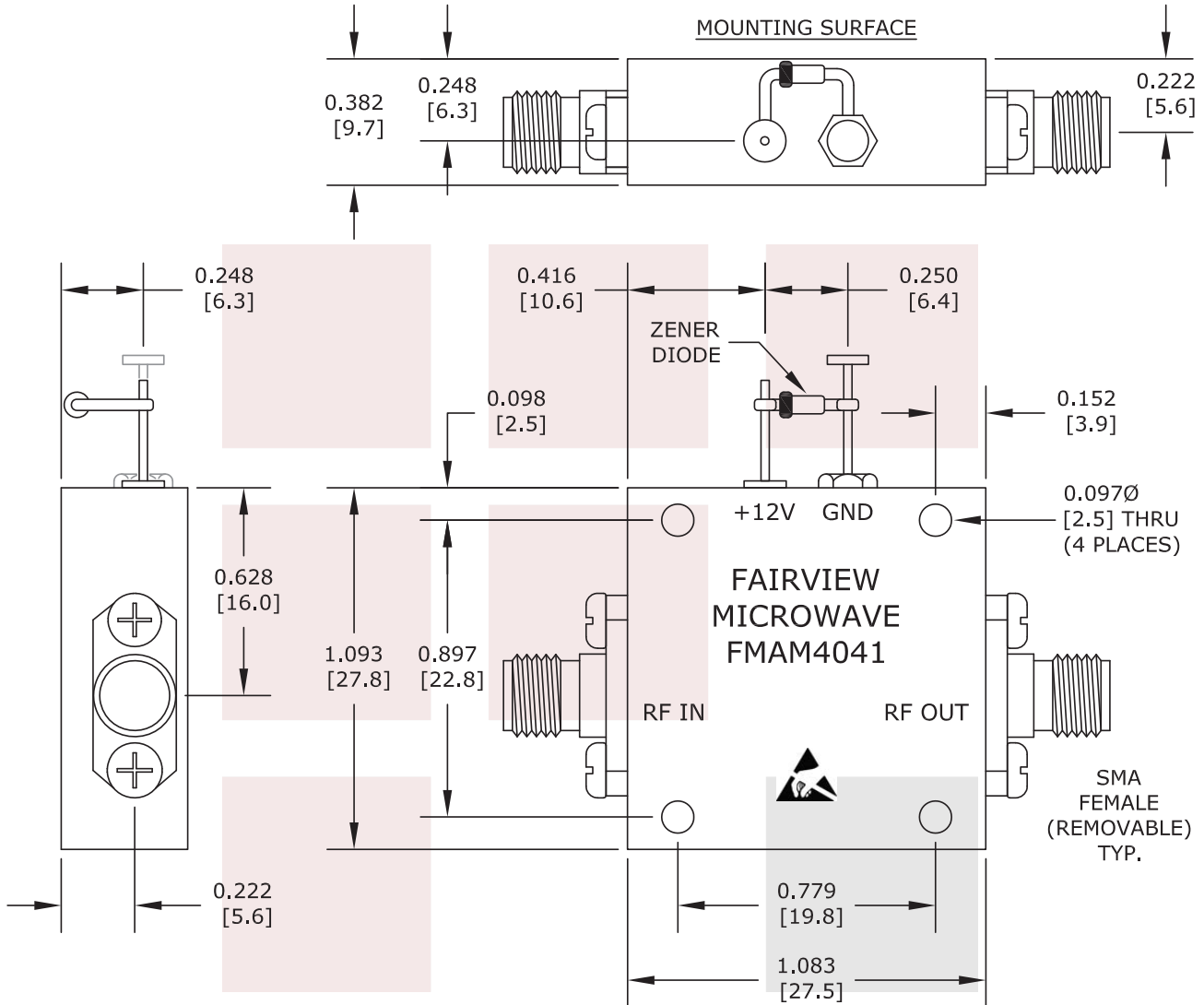


2 GHz to 6 GHz, Broadband Amplifier with 500 mW, 22 dB Gain and SMA from Fairview Microwave is in-stock and available to ship same-day. All of our RF/microwave products are available off-the-shelf from our ISO 9001:2008 certified facilities in Allen, Texas. Fairview Microwave is RF on-demand.

For additional information on this product, please click the following link: [2 GHz to 6 GHz, Broadband Amplifier with 500 mW, 22 dB Gain and SMA FMAM4041](#)

URL: <https://www.fairviewmicrowave.com/2-6-ghz-broadband-amplifier-fmam4041-p.aspx>

The information contained in this document is accurate to the best of our knowledge and representative of the part described herein. It may be necessary to make modifications to the part and/or the documentation of the part, in order to implement improvements. Fairview Microwave reserves the right to make such changes as required. Unless otherwise stated, all specifications are nominal. Fairview Microwave does not make any representation or warranty regarding the suitability of the part described herein for any particular purpose, and Fairview Microwave does not assume any liability arising out of the use of any part or documentation.



NOTE:
HEAT SINK REQUIRED FOR PROPER OPERATION,
UNIT IS COOLED BY CONDUCTING TO HEAT SINK.

FAIRVIEW MICROWAVE INC. ALLEN, TX 75013 WWW.FAIRVIEWMICROWAVE.COM		NOTES: 1. UNLESS OTHERWISE SPECIFIED ALL DIMENSIONS ARE NOMINAL. 2. ALL SPECIFICATIONS ARE SUBJECT TO CHANGE WITHOUT NOTICE AT ANY TIME. 3. DIMENSIONS ARE IN INCHES [mm].			
TITLE 2 GHz to 6 GHz, Broadband Amplifier with 500 mW, 22 dB Gain and SMA		DWG NO FMAM4041		CAGE CODE 3FKR5	
CAD FILE	031616	SHEET	SCALE	N/A	SIZE A 2233