

1.2 dB NF Input Protected Low Noise Amplifier, Operating from 900 MHz to 1.2 GHz with 30 dB Gain, 10 dBm P1dB and SMA

FMAM63004 is an Input Protected Low Noise RF coaxial amplifier operating in the 900 MHz to 1.2 GHz frequency range. The amplifier has a 1.2 dB typical noise figure and can handle up to 1 Watt CW input power without damage. Additional typical performance includes 30 dB small signal gain, 1.4:1 VSWR, and +10 dBm P1dB. The exceptional technical performance is achieved through the use of a 3 stage hybrid MIC assembly that incorporates a low loss input Pin Diode Limiter protective circuit followed by gain stages that use Enhancement Mode (Emode) GaAs pHEMT devices. The 50 Ohm SMA connectorized module is unconditionally stable, includes built-in DC voltage regulation, and supports DC blocking Capacitors on the RF ports. The Amplifier operates with a bias voltage of +12V typical and over the temperature range of -40°C to +75°C. This model is RoHS compliant and has an EAR99 export classification.

Electrical Specifications (TA = +25°C , DC Voltage = 12Vdc , DC Current = 100mA)

Description	Min	Typ	Max	Unit
Frequency Range	0.9		1.2	GHz
Small Signal Gain		30		dB
Gain Flatness		±1		dB
Gain Variance at OTR*		1.5		dB
Output at 1 dB Compression Point	+10			dBm
Noise Figure		1.2	1.4	dB
Input VSWR		1.5:1	1.8:1	
Output VSWR		1.3:1	1.6:1	
Spurious			-60	dBc
Input Power (CW)			+30	dBm
Operating DC Voltage		12		Volts
Operating DC Current		100		mA
Operating Temperature Range	-40		+75	°C

*OTR= Base Plate Operating Temperature Range

Mechanical Specifications

Size	
Length	1.5 in [38.1 mm]
Width	0.85 in [21.59 mm]
Height	0.375 in [9.53 mm]
Weight	0.0525 lbs [23.81 g]
Input Connector	SMA Female
Output Connector	SMA Female

Environmental Specifications

Temperature	
Operating Range	-40 to +75 deg C
Storage Range	-50 to +85 deg C



Features:

- 900 MHz to 1.2 GHz Frequency Range
- P1dB: 10 dBm
- High Small Signal Gain: 30 dB typical
- Gain Flatness: ±1 dB
- Noise Figure: 1.2 dB typ
- 50 Ohm Input and Output Matched
- -40°C to +75°C Operating Temperature
- Single DC Positive Supply
- DC Blocking Capacitors

Applications:

- R&D Labs
- Radar Systems
- Test Instrumentation
- Communication Systems
- IF Amplifier/RF Driver Amplifier
- RF Wideband Front Ends

Fairview Microwave
301 Leora Ln., Suite 100
Lewisville, TX 75056
Tel: 1-800-715-4396 / (972) 649-6678
Fax: (972) 649-6689
www.fairviewmicrowave.com
sales@fairviewmicrowave.com

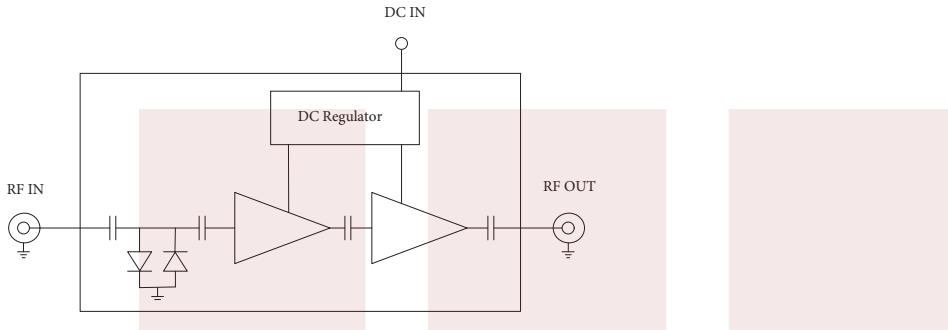
Compliance Certifications (see [product page](#) for current document)

Plotted and Other Data

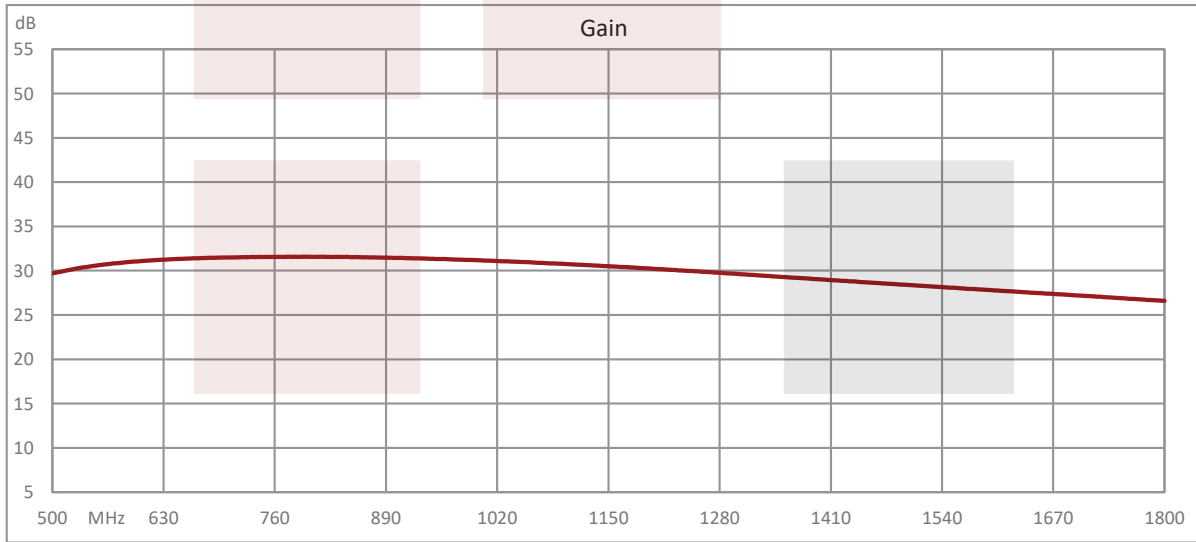
Notes:

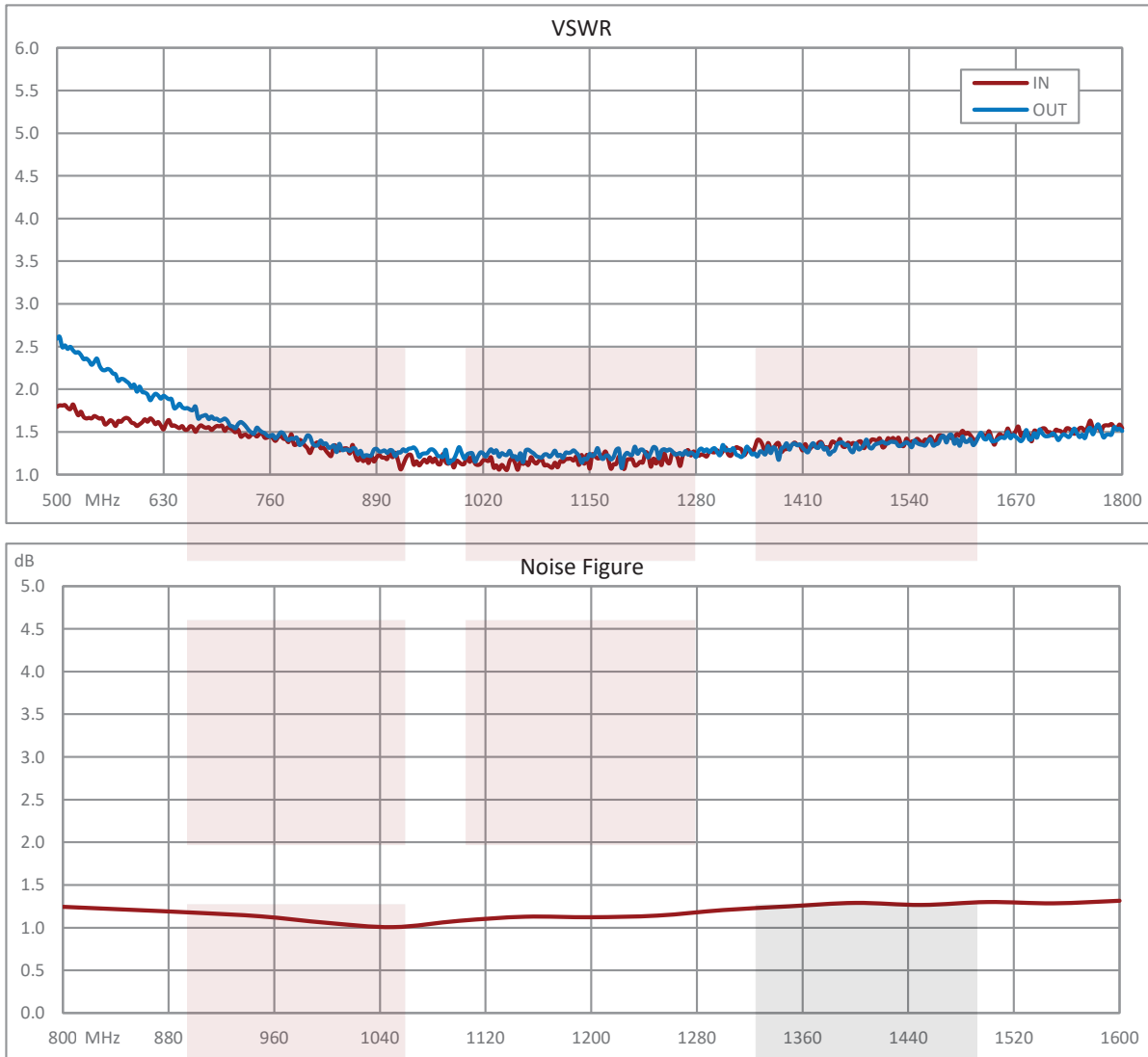
- Values at 25 °C, sea level

Functional Block Diagram



Typical Performance Data



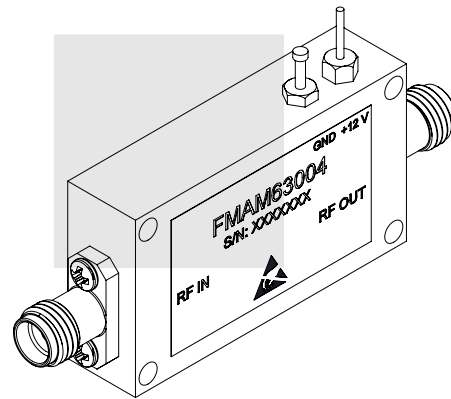
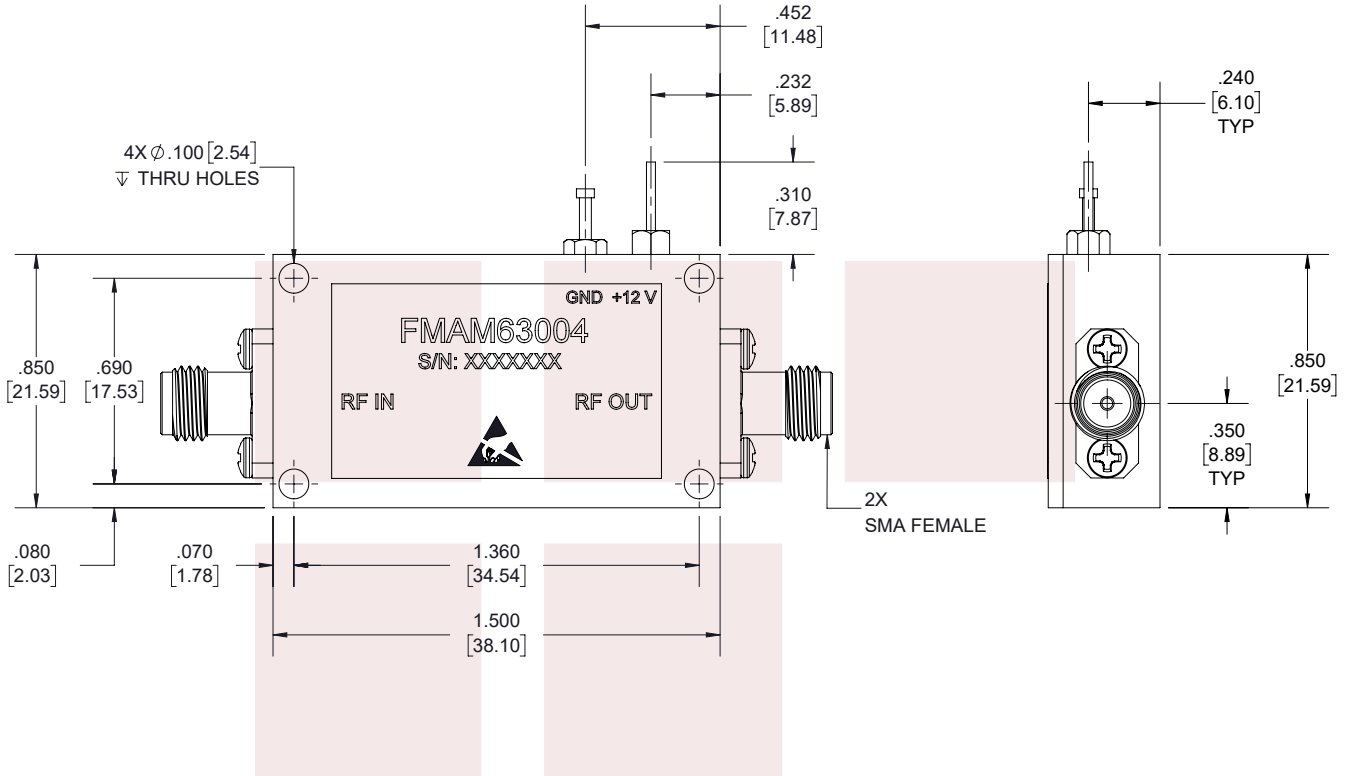


1.2 dB NF Input Protected Low Noise Amplifier, Operating from 900 MHz to 1.2 GHz with 30 dB Gain, 10 dBm P1dB and SMA from Fairview Microwave is in-stock and available to ship same-day. All of our RF/microwave products are available off-the-shelf from our ISO 9001:2008 certified facilities in Allen, Texas. Fairview Microwave is RF on-demand.

For additional information on this product, please click the following link: [1.2 dB NF Input Protected Low Noise Amplifier, Operating from 900 MHz to 1.2 GHz with 30 dB Gain, 10 dBm P1dB and SMA FMAM63004](#)

URL: <https://www.fairviewmicrowave.com/1.2db-nf-low-noise-amplifier-30db-fmam63004-p.aspx>

The information contained in this document is accurate to the best of our knowledge and representative of the part described herein. It may be necessary to make modifications to the part and/or the documentation of the part, in order to implement improvements. Fairview Microwave reserves the right to make such changes as required. Unless otherwise stated, all specifications are nominal. Fairview Microwave does not make any representation or warranty regarding the suitability of the part described herein for any particular purpose, and Fairview Microwave does not assume any liability arising out of the use of any part or documentation.



STANDARD TOLERANCES

- .X ±0.2
- .XX ±0.01
- .XXX ±0.005

*STANDARD TOLERANCES APPLY ONLY TO DIMENSIONS IN INCHES

<p>Fairview Microwave an INFINIT[®] brand</p>		<p>NOTES: 1. UNLESS OTHERWISE SPECIFIED ALL DIMENSIONS ARE NOMINAL. 2. ALL SPECIFICATIONS ARE SUBJECT TO CHANGE WITHOUT NOTICE AT ANY TIME. 3. DIMENSIONS ARE IN INCHES [mm].</p>			
<p>TITLE</p> <p>1.2 dB NF Input Protected Low Noise Amplifier, Operating from 900 MHz to 1.2 GHz with 30 dB Gain, 10 dBm P1dB and SMA</p>		<p>DWG NO</p> <p>FMAM63004</p>		<p>CAGE CODE</p> <p>3FKR5</p>	
CAD FILE	08/26/19	SHEET	1 OF 1	SCALE	N/A
				SIZE	A
					7361