

**30 dB Gain, 25 dBm P1dB, 0.1 GHz to 6 GHz,  
 Broadband AC Low Noise Amplifier, Bench-Top,  
 110/220VAC, 3.7 dB Noise Figure, SMA**

The FMAM63027 is an AC powered Bench-Top Low Noise Amplifier that operates across an broadband frequency range from 100 MHz to 6 GHz. This 50 Ohm highly linear design exhibits impressive typical performance that includes 30 dB gain, 3.7 dB noise figure, +25 dBm P1dB, and +36 dBm output IP3. Maximum RF input power (CW) is -5 dBm. The rugged MIL Grade aluminium package is finished in gray paint and has SMA Female connectors at the RF input and output ports, and an indicator light on the front panel. The rear panel supports an IEC 320-C14 AC power socket (IEC 320-C13 plug required), a fuse compartment, an On/Off switch, and a dedicated package common ground connector. The module supports a wide operating AC voltage range from 110VAC to 220VAC with 60 mA supply current. Designed for high reliability, the package supports an integrated heatsink and cooling fan and is suitable for outdoor operation (moisture exposure dependent on temperature and humidity conditions). The amplifier has an operational temperature range from -40°C to +85°C and meets a series of environmental test conditions including Altitude, Vibration, Humidity, and Shock.


**Features:**

- AC Powered Bench-Top Low Noise Amplifier/100 MHz to 6 GHz/High Linearity
- Small Signal Gain 30 dB typ
- Low Noise Figure 3.7 dB typ
- Output VSWR 1.6:1 typ
- Output P1dB +25 dBm typ
- Output Psat +27 dBm typ
- Output IP3 +36 dBm typ
- AC Supply 110-220VAC @ 60 mA
- Max RF Input Power (CW) -5 dBm
- 50 Ohm Design
- Integrated Heatsink and Cooling Fan
- RF Input and Output SMA Female Connectors
- On/Off Switch and Indicator Light
- Operational Temperature Range -40°C to +85°C
- Rugged MIL Grade Aluminum Package Design with Gray Paint finish
- Guaranteed Environmental Test Conditions Altitude, Vibration, Humidity, Shock

**Electrical Specifications (TA= 25°C)**

Description	Min	Typ	Max	Unit
Frequency Range	0.1		6	GHz
Gain	28	30		dB
Gain Flatness		±1.5	±2	dB
Gain Variation over Temp.		±1		dB/°C
P1dB	+23	+25		dBm
Saturation Output Power		+27		dBm
IP3		+36		dBm
Reverse Isolation		-60		dB
Noise Figure		3.7	4.5	dB
Input VSWR		2:1	3:1	
Output VSWR		1.6:1	2:1	
Operating AC Voltage		110 to 220		VAC
Supply Current (AC 110-220V)		60		mA
Operating Temperature Range (OTR)	-40		+85	°C

**Performance by Frequency**
**Biasing Up Procedure**

Step 1	Connect input and output with 50 Ohm source and load with in band return loss better than 10dB.
Step 2	Connect AC Plug
Step 3	Flip switch to "ON" position

**Power OFF Procedure**

Step 1	Flip switch to "OFF" position
Step 2	Remove AC Plug
Step 3	Remove RF Connection

**Applications:**

- Test & Measurement
- 5G Communication
- Wireless Infrastructure
- Military & Commercial Communications
- Military Electronic Systems
- Research & Development
- Microwave Radio
- VSAT
- Fiber Optics

Fairview Microwave  
 301 Leora Ln., Suite 100  
 Lewisville, TX 75056  
 Tel: 1-800-715-4396 / (972) 649-6678  
 Fax: (972) 649-6689  
[www.fairviewmicrowave.com](http://www.fairviewmicrowave.com)  
[sales@fairviewmicrowave.com](mailto:sales@fairviewmicrowave.com)

**Absolute Maximum Rating**

Parameter	Rating
Supply Voltage	110V to 230V AC
RF Input Power (RFIN)*	-5dBm

\*Note: Maximum RF input power is defined to protect the amplifier from damage. Input power may be increased at the users ownrisk to achieve the full output power of the amplifier. Please reference gain and power curves and monitor the temperature.

**Mechanical Specifications**

**Size**

Length	6.46 in [164.08 mm]	
Width	5.83 in [148.08 mm]	
Height	2.28 in [57.91 mm]	
Weight	2.5 lbs [1.13 kg]	
Input Connector	SMA Female	
Output Connector	SMA Female	

**Environmental Specifications**

**Temperature**

Operating Range	-40 to +85 deg C
Storage Range	-50 to +105 deg C
Humidity	100% RH at 35°C, 95%RH at 40°C
Shock	20G for 11msec half sine wave,3 axis both directions
Vibration	25g RMS (15 degrees 2KHz) endurance, 1 hour per axis
Altitude	30,000 ft.

**Compliance Certifications** (see [product page](#) for current document)

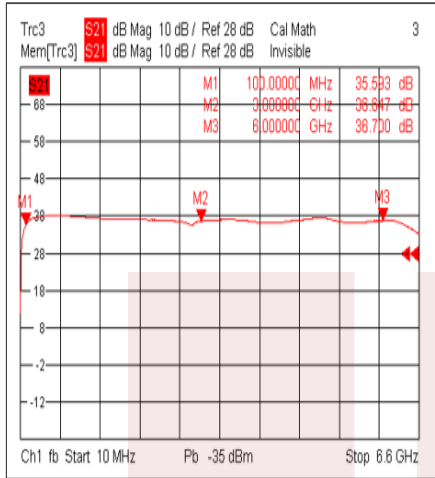
**Plotted and Other Data**

Notes:

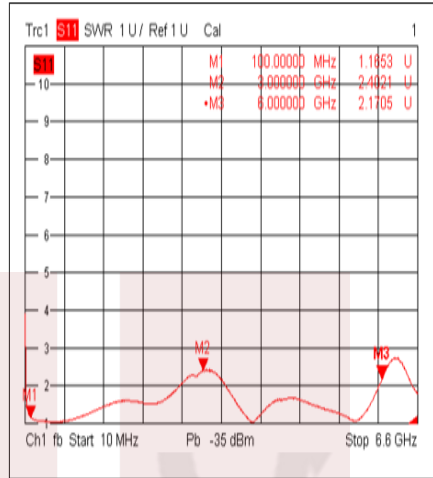


**Typical Performance Data**

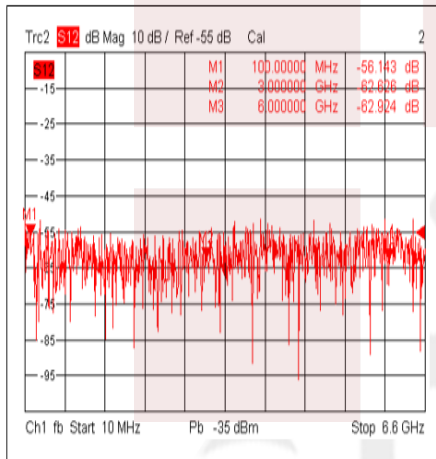
**Gain@+25°C**



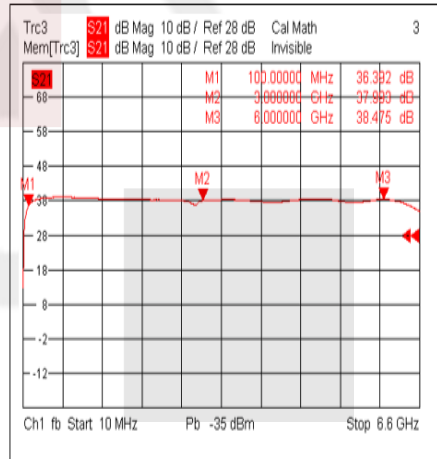
**Input VSWR@+25°C**



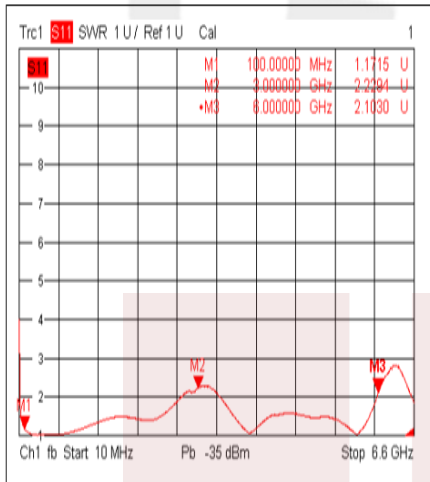
**Isolation@+25°C**



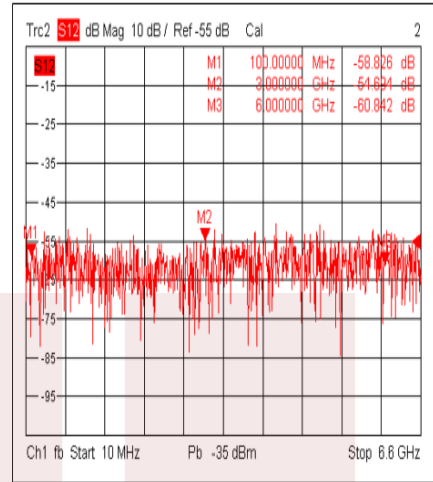
**Gain@-40°C**



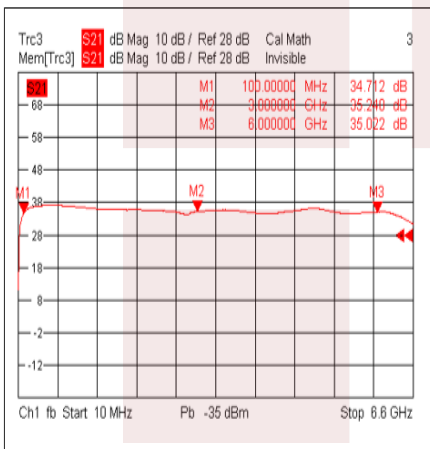
**Input VSWR@-40°C**



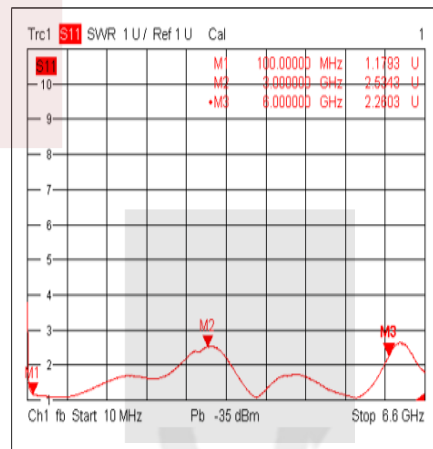
**Isolation@-40°C**



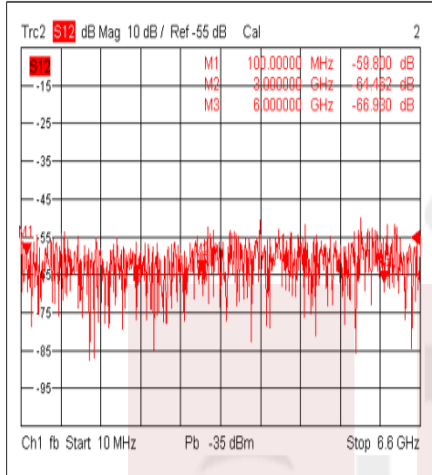
**Gain@+85°C**



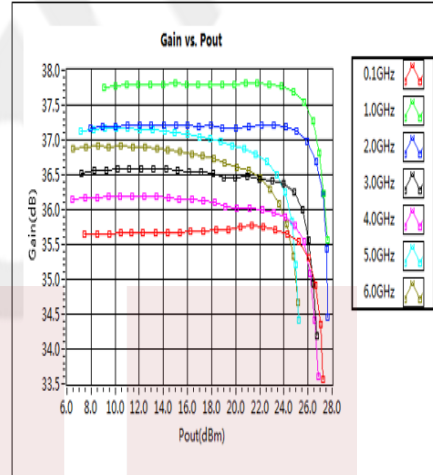
**Input VSWR@+85°C**



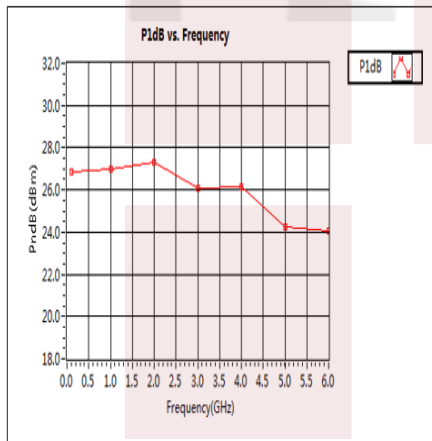
**Isolation@+85°C**



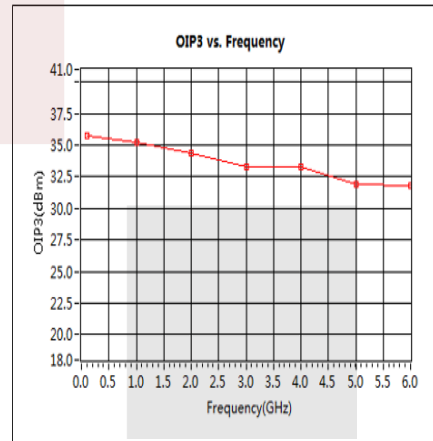
**Gain vs. output power**



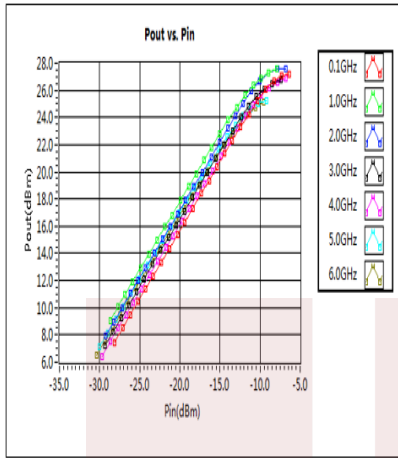
**P1dB vs. Frequency**



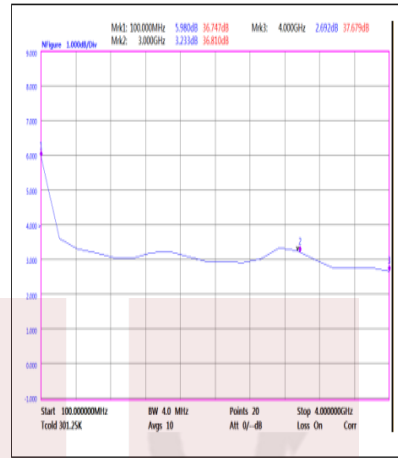
**OIP3 vs. Frequency**



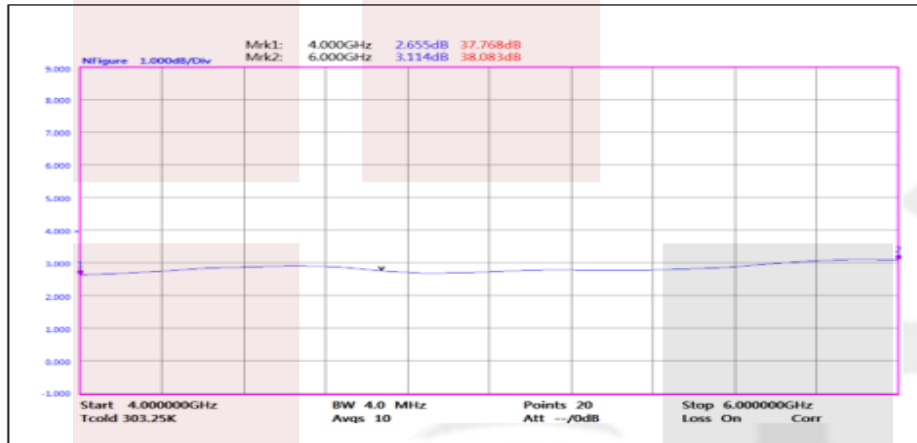
**Pout vs. Pin**



**Noise Figure(0.1-4GHz)**



**Noise Figure(4-6GHz)**



30 dB Gain, 25 dBm P1dB, 0.1 GHz to 6 GHz, Broadband AC Low Noise Amplifier, Bench-Top, 110/220VAC, 3.7 dB Noise Figure, SMA from Fairview Microwave is in-stock and available to ship same-day. All of our RF/microwave products are available off-the-shelf from our ISO 9001:2008 certified facilities in Lewisville, Texas. Fairview Microwave is RF on-demand.

For additional information on this product, please click the following link: [30 dB Gain, 25 dBm P1dB, 0.1 GHz to 6 GHz, Broadband AC Low Noise Amplifier, Bench-Top, 110/220VAC, 3.7 dB Noise Figure, SMA FMAM63027](https://www.fairviewmicrowave.com/100-mhz-6-ghz-low-noise-broadband-amplifier-fmam63027-p.aspx)

URL: <https://www.fairviewmicrowave.com/100-mhz-6-ghz-low-noise-broadband-amplifier-fmam63027-p.aspx>

The information contained in this document is accurate to the best of our knowledge and representative of the part described herein. It may be necessary to make modifications to the part and/or the documentation of the part, in order to implement improvements. Fairview Microwave reserves the right to make such changes as required. Unless otherwise stated, all specifications are nominal. Fairview Microwave does not make any representation or warranty regarding the suitability of the part described herein for any particular purpose, and Fairview Microwave does not assume any liability arising out of the use of any part or documentation.

