

## Variable Gain Control Amplifier, 1 GHz to 26.5 GHz, GaAs FET, 40 dB Gain, 20 dB Variable Gain, +13 dBm P1dB, SMA

The FMAM7010 is an RF amplifier with voltage variable gain control that covers a broadband frequency from 1 GHz to 26.5 GHz. The module provides a continuously variable gain control of 20 dB over the entire frequency band which gives the Designer increased dynamic range and the ability to set signal levels. The low control current (typically less than 10 mA) simplifies control driver requirements. The design incorporates the use of GaAs FET and MMIC fixed-gain modules to provide low noise figure and medium power output over the entire frequency band. Typical performance for the 50 ohm design with 0V gain control includes 43 dB small signal gain, 5.5 dB noise figure, and +11 dBm output P1dB. DC Bias Voltage ranges from +12V to +15V with 350 mA current, and variable gain control voltage ranges from 0V for maximum gain to +5V for minimum gain. The rugged Mil Grade aluminum package supports SMA female connectors, has an operational temperature range of 0°C to +50°C, and is designed to meet a series of environmental conditions including Altitude, Vibration, Humidity, and Shock.

**Electrical Specifications** (TA = +25°C, DC Voltage = 15Volts, DC Current = 350mA)

Description	Minimum	Typical	Maximum	Units
Frequency Range	1		26.5	GHz
Small Signal Gain	40	43		dB
Gain Flatness			±3.5	dB
Gain Control Range		20		dB
Output at P1dB*	+10	+11		dBm
P1dB at +5V Gain Control		8		dBm
Noise Figure*		5.5	6.5	dB
Input VSWR		1.5:1	2.3:1	
Output VSWR		1.8:1	2.3:1	
Operating DC Voltage	12	15	16	Volts
Control Voltage DC	0		5	Volts
Control DC Current		10		mA
Operating DC Current		350		mA

### Mechanical Specifications

Size	
Length	1.39 in [35.31 mm]
Width	1.4 in [35.56 mm]
Height	0.4 in [10.16 mm]
Weight	0.45 lbs [204.12 g]
Input Connector	SMA Female
Output Connector	SMA Female

### Environmental Specifications

Temperature	
Operating Range	0 to +50 deg C
Storage Range	-40 to +100 deg C



### Features:

- Variable Gain Amplifier
- Frequency Range 1 GHz to 26.5 GHz
- GaAs FET Semiconductor Technology
- Small Signal Gain 43 dB Typ
- Variable Gain 20 dB
- Output P1dB +11 dBm Typ
- Noise Figure 5.5 dB Typ
- DC Voltage +12 to +15 Vdc
- DC Current 350 mA
- DC Control Voltage 0V to +5V
- DC Control Current < 10 mA
- 50 Ohm Design
- 0°C to +50°C Operating Temperature
- SMA Female Connectors
- Rugged Mil Grade Aluminum Package Design

### Applications:

- Aerospace & Defense
- Test & Measurement
- Microwave Radio Systems
- Military & Commercial Communication Systems
- Research & Development
- RF Front Ends
- SATCOM
- Wireless Communications
- Unmanned Systems

Fairview Microwave  
301 Leora Ln., Suite 100  
Lewisville, TX 75056  
Tel: 1-800-715-4396 / (972) 649-6678  
Fax: (972) 649-6689  
www.fairviewmicrowave.com  
sales@fairviewmicrowave.com

Shock  
Vibration


MIL-STD-202F, Method 213B, Condition B  
MIL-STD-202F, Method 204D, Condition B

**Compliance Certifications** (see [product page](#) for current document)

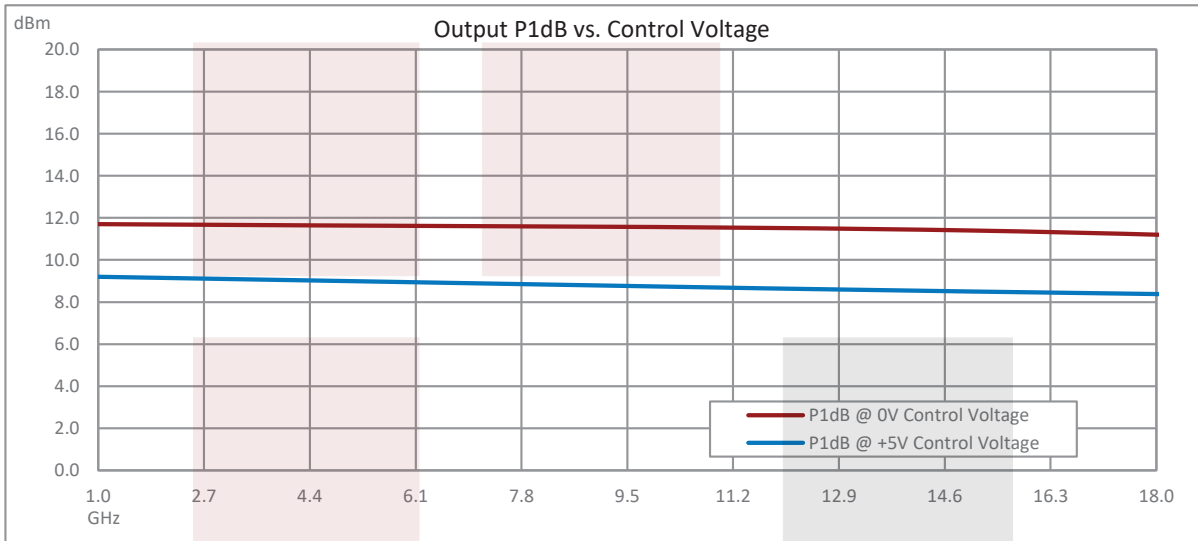
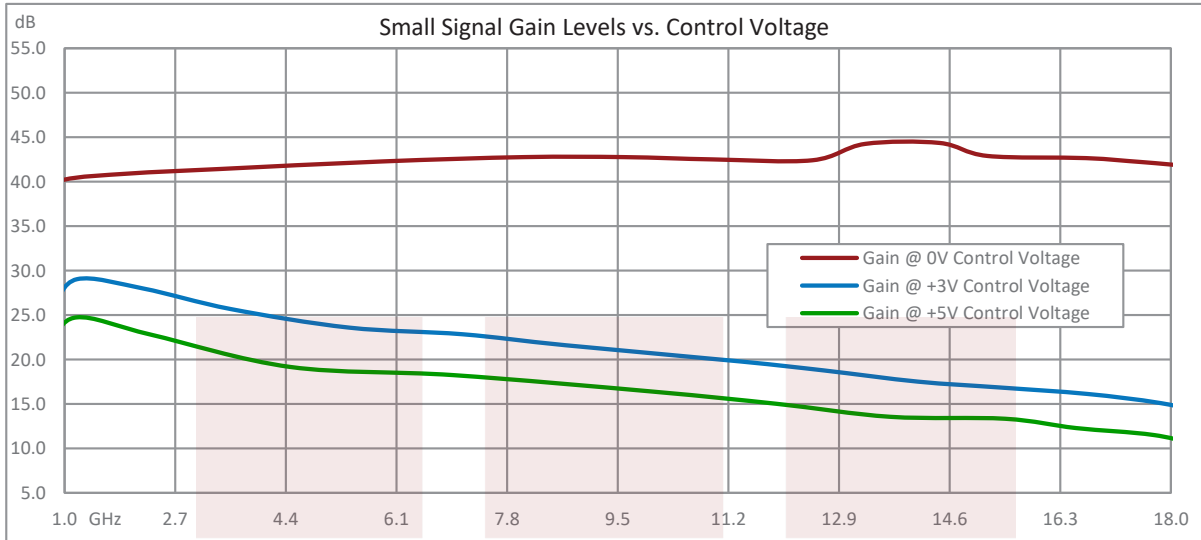
**Plotted and Other Data**

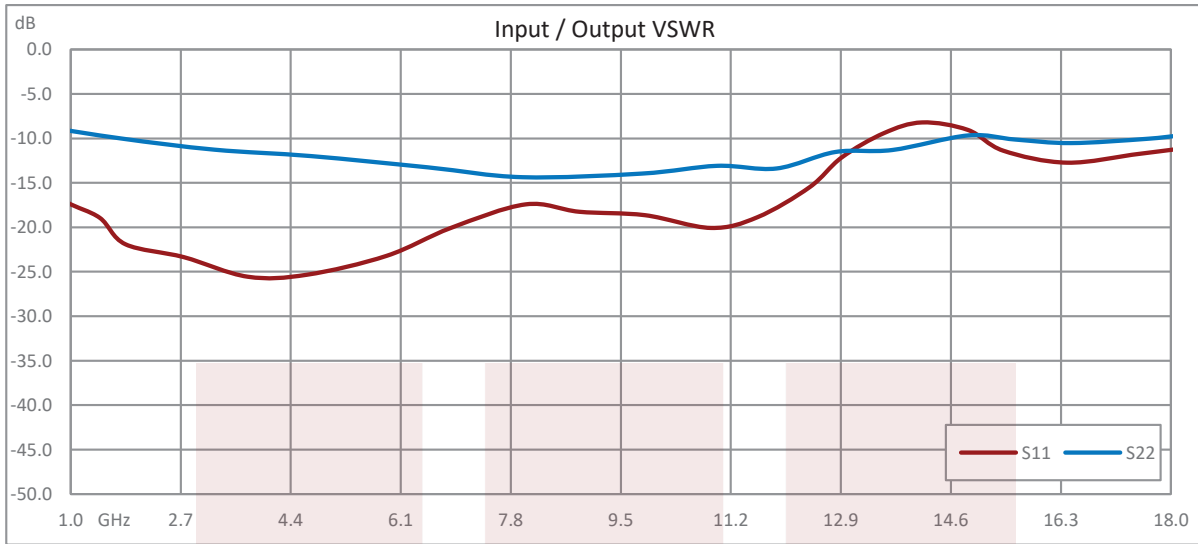
Notes:

- Values at +25 °C, sea level
- \*At 0V Gain Control
- DC Bias to the RF input may damage the Amplifier



**Typical Performance Data**





Variable Gain Control Amplifier, 1 GHz to 26.5 GHz, GaAs FET, 40 dB Gain, 20 dB Variable Gain, +13 dBm P1dB, SMA from Fairview Microwave is in-stock and available to ship same-day. All of our RF/microwave products are available off-the-shelf from our ISO 9001:2008 certified facilities in Lewisville, Texas. Fairview Microwave is RF on-demand.

For additional information on this product, please click the following link: [Variable Gain Control Amplifier, 1 GHz to 26.5 GHz, GaAs FET, 40 dB Gain, 20 dB Variable Gain, +13 dBm P1dB, SMA FMAM7010](https://www.fairviewmicrowave.com/40-db-gain-variable-gain-amplifier-sma-fmam7010-p.aspx)

URL: <https://www.fairviewmicrowave.com/40-db-gain-variable-gain-amplifier-sma-fmam7010-p.aspx>

The information contained in this document is accurate to the best of our knowledge and representative of the part described herein. It may be necessary to make modifications to the part and/or the documentation of the part, in order to implement improvements. Fairview Microwave reserves the right to make such changes as required. Unless otherwise stated, all specifications are nominal. Fairview Microwave does not make any representation or warranty regarding the suitability of the part described herein for any particular purpose, and Fairview Microwave does not assume any liability arising out of the use of any part or documentation.

