

## Low Loss BNC Male to BNC Male Cable LMR-240-UF Coax in 200 CM with Times Microwave components

The BNC male to BNC male 200 cm cable using LMR-240-UF coax, part number FMC00300-200CM, from Fairview Microwave is in-stock and ships same day. This Fairview BNC to BNC cable assembly has a male to male gender configuration with 50 ohm flexible LMR-240-UF coax. Fairview Microwave's flexible RF cable assemblies are ideal for applications where tight bends and continual flexure are required. The FMC00300-200CM BNC male to BNC male cable assembly operates to 5.8 GHz. The double shielding of this Fairview cable assembly provides excellent shielding effectiveness of better than 90 dB.

Custom versions of most RF cable assemblies can be built and shipped same day. Custom cable assembly lengths can be obtained by specifying the desired length on the web site at time of order or by contacting a sales representative. Other RF cable assembly value added services including connector orientation or clocking, heat shrink booting and labeling are also available. RF testing can also be performed to document the electrical performance of your cable assembly.

### Electrical Specifications

Description	Min	Typ	Max	Units
Frequency Range	DC		5.8	GHz
VSWR			1.4:1	
Velocity of Propagation		84		%
RF Shielding	90			dB
Group Delay		1.21 [3.97]		ns/ft [ns/m]
Capacitance		24.2 [79.4]		pF/ft [pF/m]
Inductance		0.06 [0.2]		uH/ft [uH/m]
DC Resistance Inner Conductor		4.28 [14.04]		$\Omega$ /1000ft [ $\Omega$ /Km]
DC Resistance Outer Conductor		3.89 [12.76]		$\Omega$ /1000ft [ $\Omega$ /Km]
Jacket Spark			5,000	Vrms

### Performance by Frequency

Description	F1	F2	F3	F4	F5	Units
Frequency	0.25	0.5	1	2.5	5.8	GHz
Insertion Loss (Typ.)	0.5	0.63	0.82	1.21	1.8	dB

#### Electrical Specification Notes:

The Insertion Loss data above is based on the performance specifications of the coax cable and connectors used in this assembly. The Insertion Loss includes an estimated insertion loss of 0.1 dB per connector

### Mechanical Specifications

#### Cable Assembly

Length\* 78.74 in [200 cm]  
 Diameter 0.58 in [14.73 mm]

#### Cable

Cable Type LMR-240-UF  
 Impedance 50 Ohms



### Configuration:

- BNC Male
- BNC Male
- LMR-240-UF

### Features:

- Max Frequency 5.8 GHz
- Shielding Effectivity > 90 dB
- 84% Phase Velocity
- Double Shielded
- TPE Jacket

### Applications:

- General Purpose
- Laboratory Use

Fairview Microwave  
 301 Leora Ln., Suite 100  
 Lewisville, TX 75056  
 Tel: 1-800-715-4396 / (972) 649-6678  
 Fax: (972) 649-6689  
[www.fairviewmicrowave.com](http://www.fairviewmicrowave.com)  
[sales@fairviewmicrowave.com](mailto:sales@fairviewmicrowave.com)

Inner Conductor Type                      Stranded  
 Inner Conductor Material and Plating    Copper  
 Dielectric Type                              PE (F)  
 Number of Shields                          2  
 Shield Layer 1                                Aluminum Tape  
 Shield Layer 2                                Tinned Copper Braid  
 Jacket Material                                TPE, Black  
 Jacket Diameter                              0.24 in [6.1 mm]

One Time Minimum Bend Radius          0.75 in [19.05 mm]  
 Repeated Minimum Bend Radius        2.5 in [63.5 mm]  
 Bending Moment                            0.13 lbs-ft [0.18 N-m]  
 Flat Plate Crush                            13 lbs/in [0.23 Kg/mm]  
 Tensile Strength                            80 lbs [36.29 Kg]

**Connectors**

Description	Connector 1	Connector 2
Type	BNC Male	BNC Male
Impedance	50 Ohms	50 Ohms
Contact Material & Plating	Brass, Gold	Brass, Gold
Dielectric Type	PTFE	PTFE
Outer Cond Material & Plating	Brass, Tri-Metal	Brass, Tri-Metal
Body Material & Plating	Brass, Tri-Metal	Brass, Tri-Metal

**Mechanical Specification Notes:**

\*All cable assemblies have a length tolerance of 1.5% or  $\pm 3/8"$ , whichever is greater.

**Environmental Specifications**

**Temperature**

Operating Range                            -40 to +85 deg C  
 Storage Range                                -70 to +85 deg C

**Compliance Certifications** (see [product page](#) for current document)

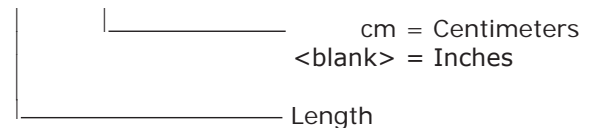
**Plotted and Other Data**

Notes:

**How to Order**

Part Number Configuration:

**FMC00300 - xx uu**



Example: FMC00300-12 = 12 inches long cable  
 FMC00300-100cm = 100 cm long cable

Low Loss BNC Male to BNC Male Cable LMR-240-UF Coax in 200 CM with Times Microwave components from Fairview Microwave has same day shipment for domestic and International orders. Our RF, microwave and fiber optic products maintain a 99% availability and are part of the broadest selection in the industry.

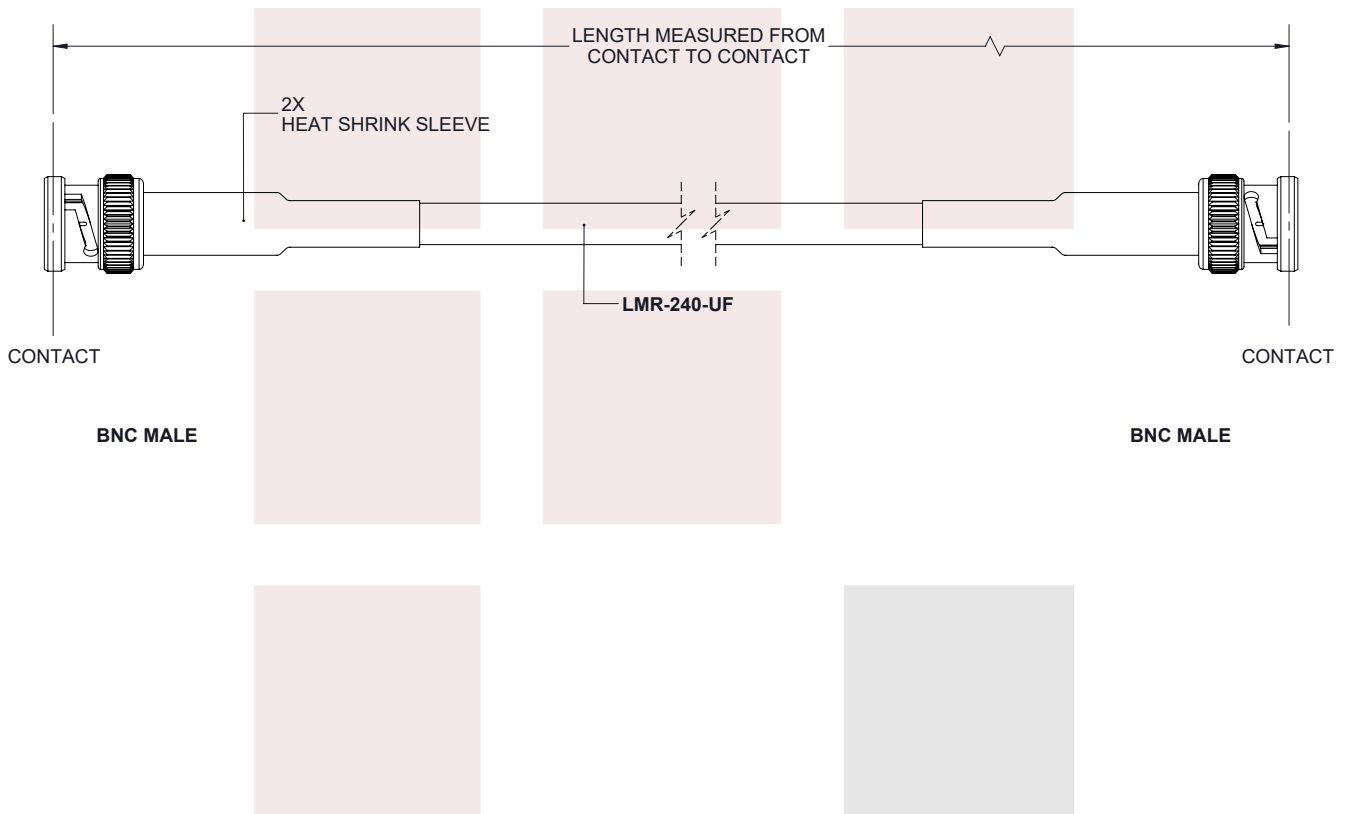
Click the following link to obtain additional part information: [Low Loss BNC Male to BNC Male Cable LMR-240-UF Coax in 200 CM with Times Microwave components FMC00300-200CM](#)

URL: <https://www.fairviewmicrowave.com/bnc-male-bnc-male-cable-lmr240uf-coax-fmc00300-200cm-p.aspx>

The information contained in this document is accurate to the best of our knowledge and representative of the part described herein. It may be necessary to make modifications to the part and/or the documentation of the part, in order to implement improvements. Fairview Microwave reserves the right to make such changes as required. Unless otherwise stated, all specifications are nominal. Fairview Microwave does not make any representation or warranty regarding the suitability of the part described herein for any particular purpose, and Fairview Microwave does not assume any liability arising out of the use of any part or documentation.



REVISIONS			
REV.	DESCRIPTION	DATE	APPROVED
A	INITIAL RELEASE	2/21/2020	S.ELLIS



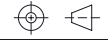
THESE COMMODITIES, TECHNOLOGY OR SOFTWARE WERE EXPORTED FROM THE UNITED STATES IN ACCORDANCE WITH THE EXPORT ADMINISTRATION REGULATIONS. DIVERSION CONTRARY TO U.S. LAW PROHIBITED.

TITLE  
Low Loss BNC Male to BNC Male Cable LMR-240-UF  
Coax in 200 CM with Times Microwave components

UNLESS OTHERWISE SPECIFIED LEADING DIMENSIONS ARE INCHES  
DIMENSIONS IN [ ] ARE MILLIMETERS

TOLERANCES:		CABLE LENGTH (L) TOLERANCES:	
.X = ±.2 [ .508 ]	FRACTIONS ± 1/32	L ≤ 12 [ 305 ] = +1 [ 25 ] / -0	
.XX = ±.02 [ .51 ]	ANGLES ± 1°	12 [ 305 ] < L ≤ 60 [ 1524 ] = +2 [ 51 ] / -0	
.XXX = ±.005 [ .13 ]		60 [ 1524 ] < L ≤ 120 [ 3048 ] = +4 [ 102 ] / -0	
		120 [ 3048 ] < L ≤ 300 [ 7620 ] = +6 [ 152 ] / -0	
		300 [ 7620 ] < L = +5%L / -0	

THIRD-ANGLE PROJECTION



THE INFORMATION AND DESIGN IN THIS DOCUMENT IS THE PROPERTY OF FAIRVIEW MICROWAVE CORPORATION. ALL RIGHTS RESERVED.

SHEET 1 OF 1

ALL DIMENSIONS SHOWN ARE FOR REFERENCE ONLY.

SCALE N/A

SIZE A	CAGE CODE 3FKR5	DRAWN BY K.DANG	ITEM NO. FMC00300	REV A
-----------	--------------------	--------------------	----------------------	----------

T-Rev.D