

N Male to N Male Cable LMR-400 Coax in 24 Inch with Times Microwave Connectors

The type N male to type N male 24 inch cable using LMR-400 coax, part number FMC0101400-24, from Fairview Microwave is in-stock and ships same day. This Fairview type N to type N cable assembly has a male to male gender configuration with 50 ohm flexible LMR-400 coax. Fairview Microwave's flexible RF cable assemblies are ideal for applications where tight bends and continual flexure are required. The FMC0101400-24 type N male to type N male cable assembly operates to 6 GHz.

Custom versions of most RF cable assemblies can be built and shipped same day. Custom cable assembly lengths can be obtained by specifying the desired length on the web site at time of order or by contacting a sales representative. Other RF cable assembly value added services including connector orientation or clocking, heat shrink booting and labeling are also available. RF testing can also be performed to document the electrical performance of your cable assembly.

Electrical Specifications

| Description | Min | Typ | Max | Units |
|-------------------------------|-----|--------------|-------|----------------------------------|
| Frequency Range | DC | | 6 | GHz |
| VSWR | | | 1.2:1 | |
| Velocity of Propagation | | 85 | | % |
| RF Shielding | 90 | | | dB |
| Capacitance | | 23.9 [78.41] | | pF/ft [pF/m] |
| Inductance | | 0.06 [0.2] | | uH/ft [uH/m] |
| DC Resistance Inner Conductor | | 1.39 [4.56] | | Ω /1000ft [Ω /Km] |
| DC Resistance Outer Conductor | | 1.65 [5.41] | | Ω /1000ft [Ω /Km] |

Mechanical Specifications

Cable Assembly

| | |
|----------|----------------------|
| Length* | 24 in [609.6 mm] |
| Diameter | 0.8125 in [20.64 mm] |
| Weight | 0.343 lbs [155.58 g] |

Cable

| | |
|--------------------------------------|----------------------|
| Cable Type | LMR-400 |
| Impedance | 50 Ohms |
| Inner Conductor Type | Solid |
| Inner Conductor Material and Plating | Copper Clad Aluminum |
| Dielectric Type | PE (F) |
| Number of Shields | 1 |
| Shield Layer 1 | Tinned Copper |
| Shield Layer 2 | Aluminum Tape |
| Jacket Material | PE, Black |
| Jacket Diameter | 0.405 in [10.29 mm] |



Configuration:

- N Male
- N Male
- LMR-400

Features:

- Max Frequency 6 GHz
- Shielding Effectivity > 90 dB
- 85% Phase Velocity
- PE Jacket

Applications:

- General Purpose
- Laboratory Use

Fairview Microwave
 301 Leora Ln., Suite 100
 Lewisville, TX 75056
 Tel: 1-800-715-4396 / (972) 649-6678
 Fax: (972) 649-6689
www.fairviewmicrowave.com
sales@fairviewmicrowave.com

Connectors

| Description | Connector 1 | Connector 2 |
|---------------------------------|------------------|------------------|
| Type | N Male | N Male |
| Configuration | Straight | Straight |
| Impedance | 50 Ohms | 50 Ohms |
| Contact Material & Plating | Brass, Gold | Brass, Gold |
| Contact Plating Spec. | 50µ" Min | 50µ" Minimum |
| Dielectric Type | PTFE | PTFE |
| Outer Cond Material & Plating | Brass, Tri-Metal | Brass, Tri-Metal |
| Coupling Nut Material & Plating | Brass, Tri-Metal | Brass, Tri-Metal |

Mechanical Specification Notes:

*All cable assemblies have a length tolerance of 1.5% or ± 3/8", whichever is greater.

Environmental Specifications
Temperature

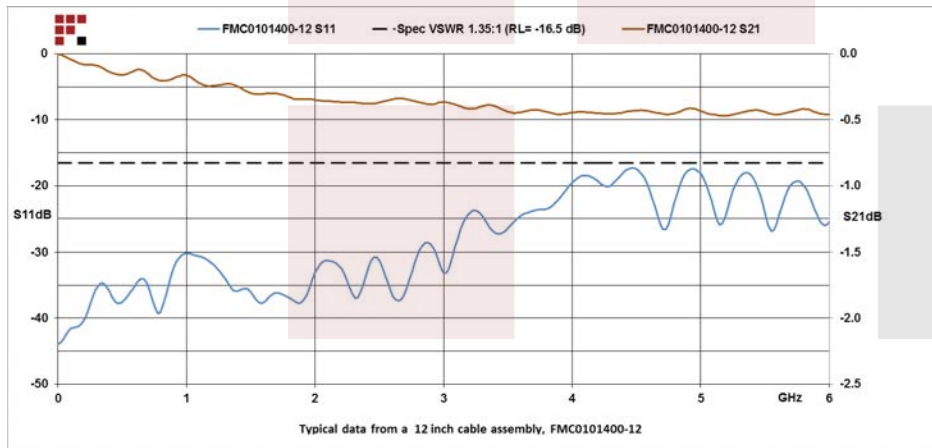
Operating Range -55 to +85 deg C

Compliance Certifications (see [product page](#) for current document)

Plotted and Other Data

Notes:

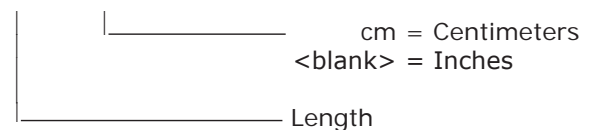
Typical Performance Data



How to Order

Part Number Configuration:

FMC0101400 - xx uu



Example: FMC0101400-12 = 12 inches long cable
FMC0101400-100cm = 100 cm long cable

N Male to N Male Cable LMR-400 Coax in 24 Inch with Times Microwave Connectors from Fairview Microwave has same day shipment for domestic and International orders. Our RF, microwave and fiber optic products maintain a 99% availability and are part of the broadest selection in the industry.

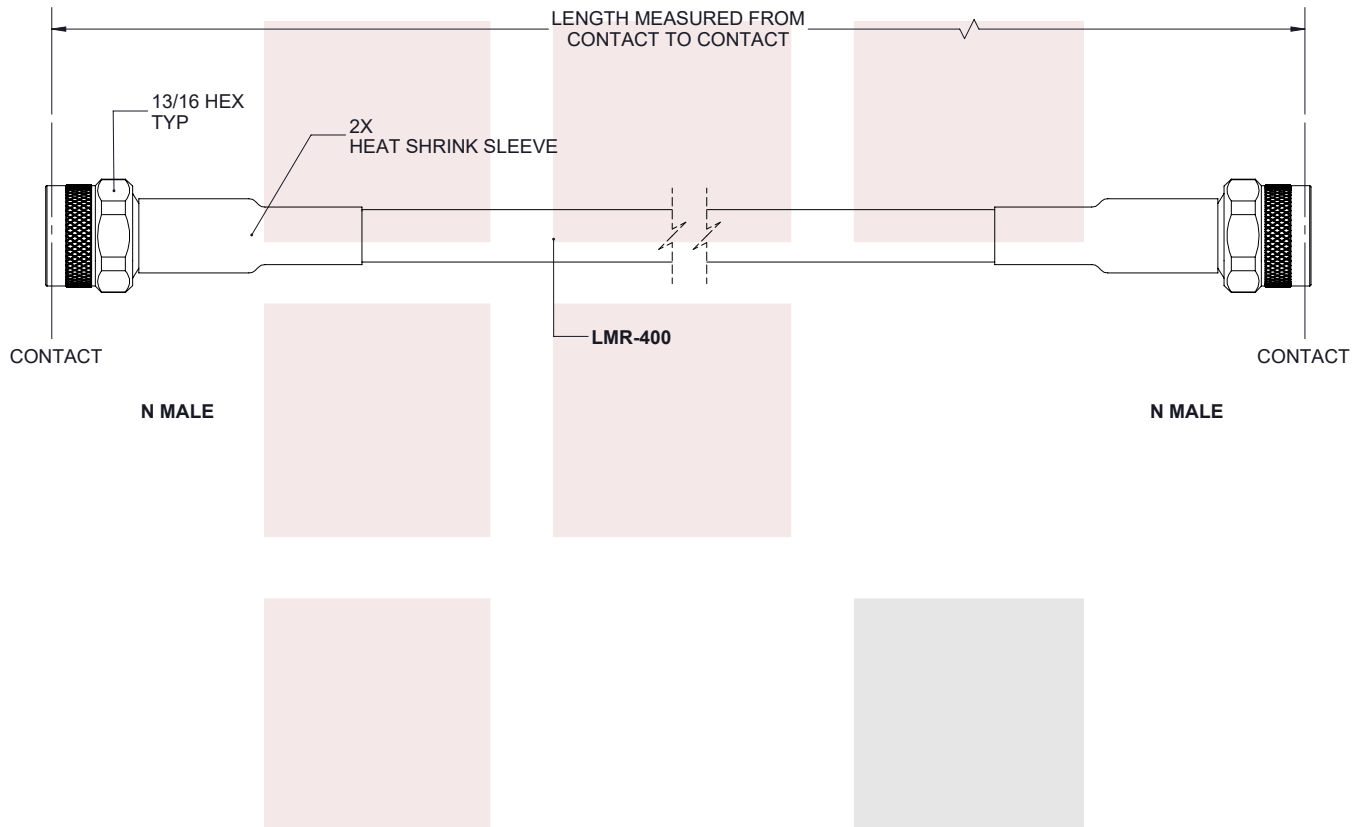
Click the following link to obtain additional part information: [N Male to N Male Cable LMR-400 Coax in 24 Inch with Times Microwave Connectors FMC0101400-24](#)

URL: <https://www.fairviewmicrowave.com/n-male-n-male-cable-times-lmr-400-coax-fmc0101400-24-p.aspx>

The information contained in this document is accurate to the best of our knowledge and representative of the part described herein. It may be necessary to make modifications to the part and/or the documentation of the part, in order to implement improvements. Fairview Microwave reserves the right to make such changes as required. Unless otherwise stated, all specifications are nominal. Fairview Microwave does not make any representation or warranty regarding the suitability of the part described herein for any particular purpose, and Fairview Microwave does not assume any liability arising out of the use of any part or documentation.



| REVISIONS | | | |
|-----------|----------------|-----------|----------|
| REV. | DESCRIPTION | DATE | APPROVED |
| A | PCR FMC0101400 | 1/29/2020 | S.ELLIS |



THESE COMMODITIES, TECHNOLOGY OR SOFTWARE WERE EXPORTED FROM THE UNITED STATES IN ACCORDANCE WITH THE EXPORT ADMINISTRATION REGULATIONS. DIVERSION CONTRARY TO U.S. LAW PROHIBITED.

TITLE
N Male to N Male Cable LMR-400 Coax in 24 Inch with Times Microwave Connectors

UNLESS OTHERWISE SPECIFIED LEADING DIMENSIONS ARE INCHES
DIMENSIONS IN [] ARE MILLIMETERS

| TOLERANCES: | | CABLE LENGTH (L) TOLERANCES: | |
|---------------------|------------------|---|--|
| .X = ±.2 [.508] | FRACTIONS ± 1/32 | L ≤ 12 [305] = +1 [25] / -0 | |
| .XX = ±.02 [.51] | | 12 [305] < L ≤ 60 [1524] = +2 [51] / -0 | |
| .XXX = ±.005 [.13] | ANGLES ± 1° | 60 [1524] < L ≤ 120 [3048] = +4 [102] / -0 | |
| | | 120 [3048] < L ≤ 300 [7620] = +6 [152] / -0 | |
| | | 300 [7620] < L = +5%L / -0 | |

THIRD-ANGLE PROJECTION
THE INFORMATION AND DESIGN IN THIS DOCUMENT IS THE PROPERTY OF FAIRVIEW MICROWAVE CORPORATION. ALL RIGHTS RESERVED.

ALL DIMENSIONS SHOWN ARE FOR REFERENCE ONLY.

| SIZE | CAGE CODE | DRAWN BY | ITEM NO. | REV |
|------|-----------|----------|------------|-----|
| A | 3FKR5 | K.DANG | FMC0101400 | A |

SHEET 1 OF 1
SCALE N/A

T-Rev.D