

## Low Loss BNC Male to BNC Male Cable LMR-200 Coax with Times Microwave components

The BNC male to BNC male cable using LMR-200 coax, part number FMCA1090, from Fairview Microwave is in-stock and ships same day. This Fairview BNC to BNC cable assembly has a male to male gender configuration with 50 ohm flexible LMR-200 coax. Fairview Microwave's flexible RF cable assemblies are ideal for applications where tight bends and continual flexure are required. The FMCA1090 BNC male to BNC male cable assembly operates to 5.8 GHz. The double shielding of this Fairview cable assembly provides excellent shielding effectiveness of better than 90 dB.

Custom versions of most RF cable assemblies can be built and shipped same day. Custom cable assembly lengths can be obtained by specifying the desired length on the web site at time of order or by contacting a sales representative. Other RF cable assembly value added services including connector orientation or clocking, heat shrink booting and labeling are also available. RF testing can also be performed to document the electrical performance of your cable assembly.

### Electrical Specifications

Description	Min	Typ	Max	Units
Frequency Range	DC		5.8	GHz
VSWR			1.4:1	
Velocity of Propagation		83		%
RF Shielding	90			dB
Group Delay		1.22 [4]		ns/ft [ns/m]
Capacitance		24.5 [80.38]		pF/ft [pF/m]
Inductance		0.061 [0.2]		uH/ft [uH/m]
DC Resistance Inner Conductor		5.36 [17.59]		$\Omega$ /1000ft [ $\Omega$ /Km]
DC Resistance Outer Conductor		4.9 [16.08]		$\Omega$ /1000ft [ $\Omega$ /Km]
Jacket Spark			3,000	Vrms

### Performance by Frequency

Description	F1	F2	F3	F4	F5	Units
Frequency	0.25	0.5	1	2.5	5.8	GHz
Insertion Loss (Typ.)	0.05	0.07	0.1	0.16	0.26	dB/ft
	0.16	0.23	0.33	0.52	0.85	dB/m

#### Electrical Specification Notes:

Insertion Loss does not include the loss of the connectors. Insertion Loss is estimated as 0.1 dB per connector.

### Mechanical Specifications

#### Cable Assembly

Diameter 0.57 in [14.48 mm]

#### Cable

Cable Type LMR-200  
 Impedance 50 Ohms  
 Inner Conductor Type Solid



### Configuration:

- BNC Male
- BNC Male
- LMR-200

### Features:

- Max Frequency 5.8 GHz
- Shielding Effectivity > 90 dB
- 83% Phase Velocity
- Double Shielded
- PE Jacket

### Applications:

- General Purpose
- Laboratory Use
- Antenna Installations
- Land Mobile Radio & Other Communication Systems
- Cellular & Wi-Fi Systems

Fairview Microwave  
 301 Leora Ln., Suite 100  
 Lewisville, TX 75056  
 Tel: 1-800-715-4396 / (972) 649-6678  
 Fax: (972) 649-6689  
[www.fairviewmicrowave.com](http://www.fairviewmicrowave.com)  
[sales@fairviewmicrowave.com](mailto:sales@fairviewmicrowave.com)

Inner Conductor Material and Plating	Copper
Dielectric Type	PE (F)
Number of Shields	2
Shield Layer 1	Aluminum Tape
Shield Layer 2	Tinned Copper Braid
Jacket Material	PE, Black
Jacket Diameter	0.195 in [4.95 mm]

One Time Minimum Bend Radius	0.5 in [12.7 mm]
Repeated Minimum Bend Radius	2 in [50.8 mm]
Bending Moment	0.2 lbs-ft [0.27 N-m]
Flat Plate Crush	15 lbs/in [0.27 Kg/mm]
Tensile Strength	40 lbs [18.14 Kg]

### Connectors

Description	Connector 1	Connector 2
Type	BNC Male	BNC Male
Impedance	50 Ohms	50 Ohms
Contact Material & Plating	Brass, Gold	Brass, Gold
Contact Plating Spec.	30μ in. minimum	30μ in. minimum
Dielectric Type	Teflon	Teflon
Body Material & Plating	Brass, Silver	Brass, Silver
Body Plating Spec.	200μ in. minimum	200μ in. minimum
Coupling Nut Material & Plating	Brass, Silver	Brass, Silver
Coupling Nut Plating Spec.	200μ in. minimum	200μ in. minimum

### Mechanical Specification Notes:

\*All cable assemblies have a length tolerance of 1.5% or ± 3/8", whichever is greater.

### Environmental Specifications

#### Temperature

Operating Range	-40 to +85 deg C
Storage Range	-70 to +85 deg C

### Compliance Certifications (see [product page](#) for current document)

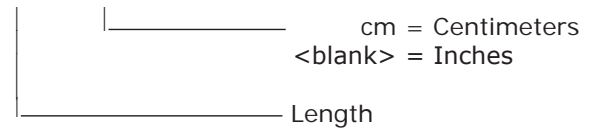
### Plotted and Other Data

Notes:

### How to Order

Part Number Configuration:

**FMCA1090 - xx uu**




Example: FMCA1090-12 = 12 inches long cable  
 FMCA1090-100cm = 100 cm long cable

Low Loss BNC Male to BNC Male Cable LMR-200 Coax with Times Microwave components from Fairview Microwave has same day shipment for domestic and International orders. Our RF, microwave and fiber optic products maintain a 99% availability and are part of the broadest selection in the industry.

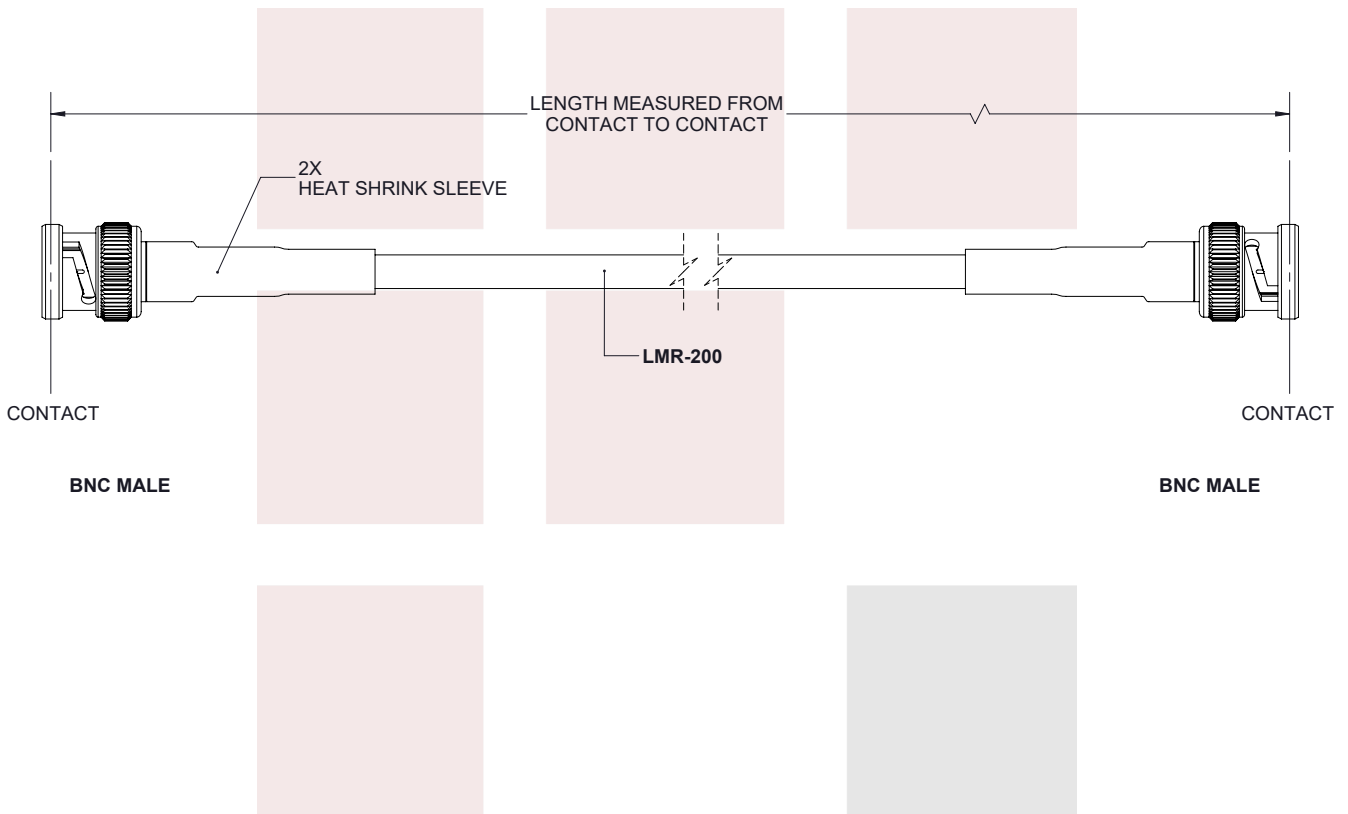
Click the following link to obtain additional part information: [Low Loss BNC Male to BNC Male Cable LMR-200 Coax with Times Microwave components FMCA1090](#)

URL: <https://www.fairviewmicrowave.com/low-loss-bnc-male-bnc-male-cable-lmr200-coax-fmca1090-p.aspx>

The information contained in this document is accurate to the best of our knowledge and representative of the part described herein. It may be necessary to make modifications to the part and/or the documentation of the part, in order to implement improvements. Fairview Microwave reserves the right to make such changes as required. Unless otherwise stated, all specifications are nominal. Fairview Microwave does not make any representation or warranty regarding the suitability of the part described herein for any particular purpose, and Fairview Microwave does not assume any liability arising out of the use of any part or documentation.



REVISIONS			
REV.	DESCRIPTION	DATE	APPROVED
A	INITIAL RELEASE	1/24/2020	S.ELLIS



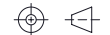
THESE COMMODITIES, TECHNOLOGY OR SOFTWARE WERE EXPORTED FROM THE UNITED STATES IN ACCORDANCE WITH THE EXPORT ADMINISTRATION REGULATIONS. DIVERSION CONTRARY TO U.S. LAW PROHIBITED.

TITLE  
Low Loss BNC Male to BNC Male Cable LMR-200 Coax with Times Microwave components

UNLESS OTHERWISE SPECIFIED LEADING DIMENSIONS ARE INCHES  
DIMENSIONS IN [ ] ARE MILLIMETERS

TOLERANCES:		CABLE LENGTH (L) TOLERANCES:	
.X = ±.2 [ .508 ]	FRACTIONS ± 1/32	L ≤ 12 [305] = +1 [25] / -0	
.XX = ±.02 [ .51 ]		12 [305] < L ≤ 60 [1524] = +2 [51] / -0	
.XXX = ±.005 [ .13 ]	ANGLES ± 1°	60 [1524] < L ≤ 120 [3048] = +4 [102] / -0	
		120 [3048] < L ≤ 300 [7620] = +6 [152] / -0	
		300 [7620] < L = +5%L / -0	

THIRD-ANGLE PROJECTION



THE INFORMATION AND DESIGN IN THIS DOCUMENT IS THE PROPERTY OF FAIRVIEW MICROWAVE CORPORATION. ALL RIGHTS RESERVED.

SHEET 1 OF 1

ALL DIMENSIONS SHOWN ARE FOR REFERENCE ONLY.

SCALE N/A

SIZE A	CAGE CODE 3FKR5	DRAWN BY K.DANG	ITEM NO. FMCA1090	REV A
-----------	--------------------	--------------------	----------------------	----------

T-Rev.D