

## Low Loss TNC Female Bulkhead to TNC Female Bulkhead Cable LL142 Coax in 200 cm with LF Solder

The TNC female bulkhead to TNC female bulkhead 200 cm cable using LL142 coax, part number FMCA1261-200CM, from Fairview Microwave is in-stock and ships same day. This Fairview TNC to TNC cable assembly has a female to female gender configuration with 50 ohm flexible LL142 coax. Fairview Microwave's flexible RF cable assemblies are ideal for applications where tight bends and continual flexure are required. The FMCA1261-200CM TNC female to TNC female cable assembly operates to 18 GHz. Our RF cable assembly with TNC bulkhead interface allows designers to create external connections on their product enclosures, and can be used in a variety of other rack mount and panel mount applications. The triple shielding of this Fairview cable assembly provides excellent shielding effectiveness of better than 95 dB. Fairview High performance test cables boast 83% phase velocity and offer excellent low loss performance up to 18 GHz. The FMCA1261 cable assemblies use durable stainless steel connectors and an FEP jacket. The connector/cable interface has double heat-shrink booting which provides added strain relief while increasing the durability of the cable assembly. The low attenuation per foot in a 0.195 inch diameter cable creates a cable that has good flexibility while offering industry leading loss characteristics. All FMCA1261 cable assemblies are 100% RF tested to ensure the VSWR and insertion loss specifications meet or exceed Fairview's published electrical specifications.

Custom versions of most RF cable assemblies can be built and shipped same day. Custom cable assembly lengths can be obtained by specifying the desired length on the web site at time of order or by contacting a sales representative. Other RF cable assembly value added services including connector orientation or clocking, heat shrink booting and labeling are also available. RF testing can also be performed to document the electrical performance of your cable assembly.

### Electrical Specifications

Description	Min	Typ	Max	Units
Frequency Range	DC		18	GHz
VSWR			1.45:1	
Return Loss			14.72	dB
Insertion Loss			3	dB
Velocity of Propagation		83		%
RF Shielding	95			dB
Capacitance		25 [82.02]		pF/ft [pF/m]

### Performance by Frequency

Description	F1	F2	F3	F4	F5	Units
Frequency	1	2	4.5	9	18	GHz
Insertion Loss (Max.)	1.1	1.3	1.7	2.3	3	dB
Insertion Loss (Typ.)	0.88	1.07	1.46	1.92	2.57	dB

### Mechanical Specifications

**Cable Assembly**  
Length\*

78.74 in [200 cm]



### Configuration:

- TNC Female Bulkhead
- TNC Female Bulkhead
- LL142

### Features:

- Max Frequency 18 GHz
- Shielding Effectivity > 95 dB
- 83% Phase Velocity
- Triple Shielded
- FEP Jacket
- 83% Velocity of Propagation (Vop)
- Shielding effectiveness >95 dB
- Maximum VSWR is < 1.45:1 to 18 GHz
- Minimum Bend Radius of 1 inch
- Operating Temperature range of -55 to +125°C
- 100% RF Tested
- Custom lengths available

### Applications:

- General Purpose
- Laboratory Use
- Long Run coaxial cable applications
- Antenna testing
- Low loss system cables

Fairview Microwave  
 301 Leora Ln., Suite 100  
 Lewisville, TX 75056  
 Tel: 1-800-715-4396 / (972) 649-6678  
 Fax: (972) 649-6689  
[www.fairviewmicrowave.com](http://www.fairviewmicrowave.com)  
[sales@fairviewmicrowave.com](mailto:sales@fairviewmicrowave.com)

**Cable**

Cable Type	LL142
Impedance	50 Ohms
Inner Conductor Type	Solid
Inner Conductor Material and Plating	Copper, Silver
Dielectric Type	PTFE
Number of Shields	3
Shield Layer 1	Silver Plated Copper Tape
Shield Layer 2	Aluminum Polyester
Shield Layer 3	Silver Plated Copper Wire
Jacket Material	FEP, Green
Jacket Diameter	0.195 in [4.95 mm]

One Time Minimum Bend Radius 1 in [25.4 mm]

**Connectors**

Description	Connector 1	Connector 2
Type	TNC Female	TNC Female
Mount Method	Bulkhead	Bulkhead
Specification	MIL-STD-348	MIL-STD-348
Impedance	50 Ohms	50 Ohms
Contact Material & Plating	Beryllium Copper, Gold	Beryllium Copper, Gold
Contact Plating Spec.	ASTM-B488, 50µ In. Min	ASTM-B488, 50µ In. Minimum
Dielectric Type	PEI	PEI
Outer Cond Material & Plating	Passivated Stainless Steel	Passivated Stainless Steel
Outer Cond Plating Spec.	SAE-AMS-2700	SAE-AMS-2700
Body Material & Plating	Passivated Stainless Steel	Passivated Stainless Steel
Body Plating Spec.	SAE-AMS-2700	SAE-AMS-2700

**Environmental Specifications**
**Temperature**

Operating Range -55 to +125 deg C

**Compliance Certifications** (see [product page](#) for current document)

**Plotted and Other Data**

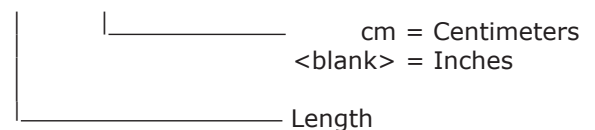
Notes:

- Values at 25°C, sea level.

**How to Order**

Part Number Configuration:

**FMCA1261 - xx uu**




Example: FMCA1261-12 = 12 inches long cable  
 FMCA1261-100cm = 100 cm long cable

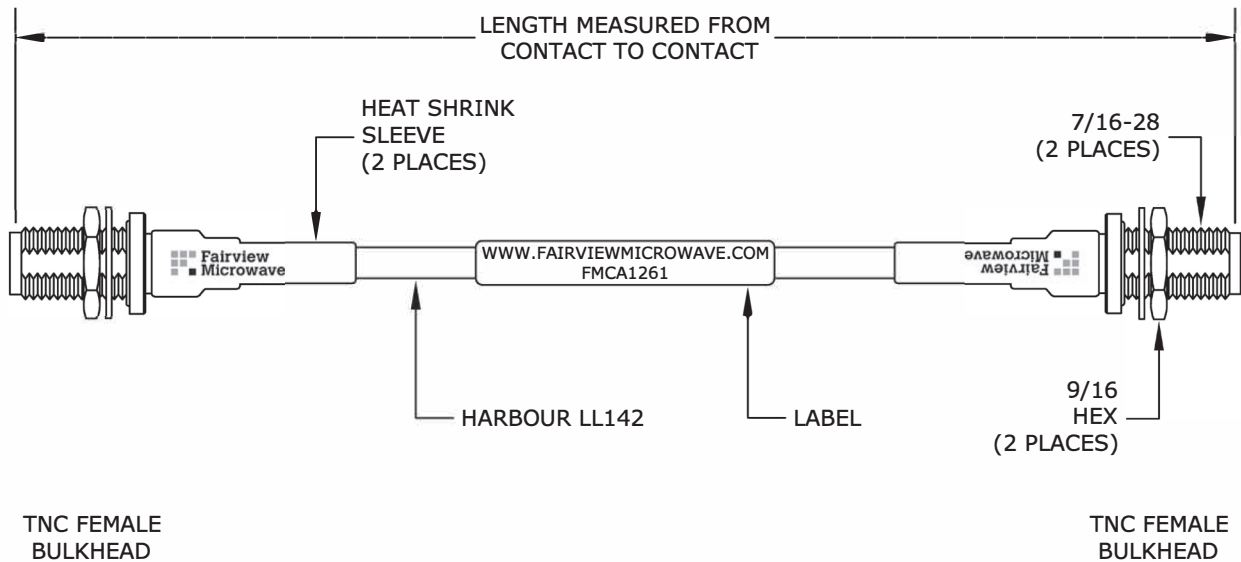
Low Loss TNC Female Bulkhead to TNC Female Bulkhead Cable LL142 Coax in 200 cm with LF Solder from Fairview Microwave has same day shipment for domestic and International orders. Our RF, microwave and millimeter wave products maintain a 99% availability and are part of the broadest selection in the industry.

Click the following link to obtain additional part information: [Low Loss TNC Female Bulkhead to TNC Female Bulkhead Cable LL142 Coax in 200 cm with LF Solder FMCA1261-200CM](https://www.fairviewmicrowave.com/low-loss-tnc-female-tnc-female-cable-ll142-coax-fmca1261-200cm)

URL: <https://www.fairviewmicrowave.com/low-loss-tnc-female-tnc-female-cable-ll142-coax-fmca1261-200cm-p.aspx>

The information contained in this document is accurate to the best of our knowledge and representative of the part described herein. It may be necessary to make modifications to the part and/or the documentation of the part, in order to implement improvements. Fairview Microwave reserves the right to make such changes as required. Unless otherwise stated, all specifications are nominal. Fairview Microwave does not make any representation or warranty regarding the suitability of the part described herein for any particular purpose, and Fairview Microwave does not assume any liability arising out of the use of any part or documentation.





TNC FEMALE  
BULKHEAD

TNC FEMALE  
BULKHEAD

**NOTE:**  
LABEL FOR CABLE LENGTHS 48" OR SHORTER TO BE CENTERED. LONGER THAN 48" WILL BE 6" AWAY FROM CONNECTOR.

<b>FAIRVIEW MICROWAVE INC.</b> ALLEN, TX 75013 WWW.FAIRVIEWMICROWAVE.COM		NOTES: 1. UNLESS OTHERWISE SPECIFIED ALL DIMENSIONS ARE NOMINAL. 2. ALL SPECIFICATIONS ARE SUBJECT TO CHANGE WITHOUT NOTICE AT ANY TIME. 3. DIMENSIONS ARE IN INCHES [mm].			
TITLE Low Loss TNC Female Bulkhead to TNC Female Bulkhead Cable LL142 Coax in 200 cm with LF Solder		DWG NO <b>FMCA1261</b>		CAGE CODE <b>3FKR5</b>	
CAD FILE	072216	SHEET	SCALE	N/A	SIZE A 2233