

Water Blue FAKRA Jack to FAKRA Jack Cable 36 Inch Length Using LMR-100 Coax

The FAKRA jack to FAKRA jack 36 inch cable using LMR-100 coax, part number FMCA1344Z-36, from Fairview Microwave is in-stock and ships same day. This Fairview FAKRA to FAKRA cable assembly has a jack to jack gender configuration with 50 ohm flexible LMR-100A coax. Fairview Microwave's flexible RF cable assemblies are ideal for applications where tight bends and continual flexure are required. The FMCA1344Z-36 FAKRA jack to FAKRA jack cable assembly operates to 4 GHz. The double shielding of this Fairview cable assembly provides excellent shielding effectiveness of better than 90 dB.

Custom versions of most RF cable assemblies can be built and shipped same day. Custom cable assembly lengths can be obtained by specifying the desired length on the web site at time of order or by contacting a sales representative. Other RF cable assembly value added services including connector orientation or clocking, heat shrink booting and labeling are also available. RF testing can also be performed to document the electrical performance of your cable assembly.

Electrical Specifications

| Description | Min | Typ | Max | Units |
|-------------------------------|-----|---------------|-------|----------------------------------|
| Frequency Range | DC | | 4 | GHz |
| VSWR | | | 1.4:1 | |
| Velocity of Propagation | | 66 | | % |
| RF Shielding | 90 | | | dB |
| Group Delay | | 1.54 [5.05] | | ns/ft [ns/m] |
| Capacitance | | 30.8 [101.05] | | pF/ft [pF/m] |
| Inductance | | 0.077 [0.25] | | uH/ft [uH/m] |
| DC Resistance Inner Conductor | | 81 [265.75] | | Ω /1000ft [Ω /Km] |
| DC Resistance Outer Conductor | | 9.5 [31.17] | | Ω /1000ft [Ω /Km] |
| Jacket Spark | | | 2,000 | Vrms |

Performance by Frequency

| Description | F1 | F2 | F3 | F4 | F5 | Units |
|-----------------------|------|------|------|------|------|-------|
| Frequency | 0.1 | 0.25 | 0.5 | 1 | 4 | GHz |
| Insertion Loss (Max.) | 0.26 | 0.32 | 0.37 | 0.44 | 0.71 | dB |

Mechanical Specifications

Cable Assembly

| | |
|----------|--------------------|
| Length* | 36 in [914.4 mm] |
| Diameter | 0.37 in [9.4 mm] |
| Weight | 0.016 lbs [7.26 g] |

Cable

| | |
|--------------------------------------|-------------------|
| Cable Type | LMR-100A |
| Impedance | 50 Ohms |
| Inner Conductor Type | Solid |
| Inner Conductor Material and Plating | Copper Clad Steel |
| Dielectric Type | PE |



Configuration:

- FAKRA Jack
- FAKRA Jack
- LMR-100A

Features:

- Max Frequency 4 GHz
- Shielding Effectivity > 90 dB
- 66% Phase Velocity
- Double Shielded
- PVC Jacket

Applications:

- General Purpose
- Laboratory Use

Fairview Microwave
301 Leora Ln., Suite 100
Lewisville, TX 75056
Tel: 1-800-715-4396 / (972) 649-6678
Fax: (972) 649-6689
www.fairviewmicrowave.com
sales@fairviewmicrowave.com

| | |
|------------------------------|------------------------|
| Number of Shields | 2 |
| Shield Layer 1 | Aluminum Tape |
| Shield Layer 2 | Tinned Copper Braid |
| Jacket Material | PVC, Black |
| Jacket Diameter | 0.11 in [2.79 mm] |
| One Time Minimum Bend Radius | 0.25 in [6.35 mm] |
| Repeated Minimum Bend Radius | 1 in [25.4 mm] |
| Bending Moment | 0.1 lbs-ft [0.14 N-m] |
| Flat Plate Crush | 10 lbs/in [0.18 Kg/mm] |
| Tensile Strength | 15 lbs [6.8 Kg] |

Connectors

| Description | Connector 1 | Connector 2 |
|-------------------------------|-----------------------|-----------------------|
| Type | FAKRA Jack | FAKRA Jack |
| Configuration | Straight | Straight |
| Impedance | 50 Ohms | 50 Ohms |
| Contact Material & Plating | Phosphor Bronze, Gold | Phosphor Bronze, Gold |
| Dielectric Type | Teflon | Teflon |
| Outer Cond Material & Plating | Brass, Nickel | Brass, Nickel |
| Body Material & Plating | Plastic, Paint | Plastic, Paint |

Mechanical Specification Notes:

*All cable assemblies have a length tolerance of 1.5% or $\pm 3/8"$, whichever is greater.

Environmental Specifications

Temperature

Operating Range -40 to +80 deg C

Compliance Certifications (see [product page](#) for current document)

Plotted and Other Data

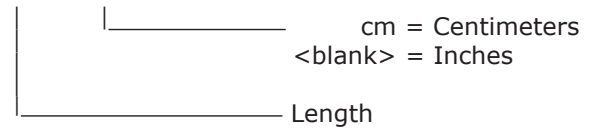
Notes:

- Values at 25°C, sea level.

How to Order

Part Number Configuration:

FMCA1344Z - xx uu




Example: FMCA1344Z-12 = 12 inches long cable
 FMCA1344Z-100cm = 100 cm long cable

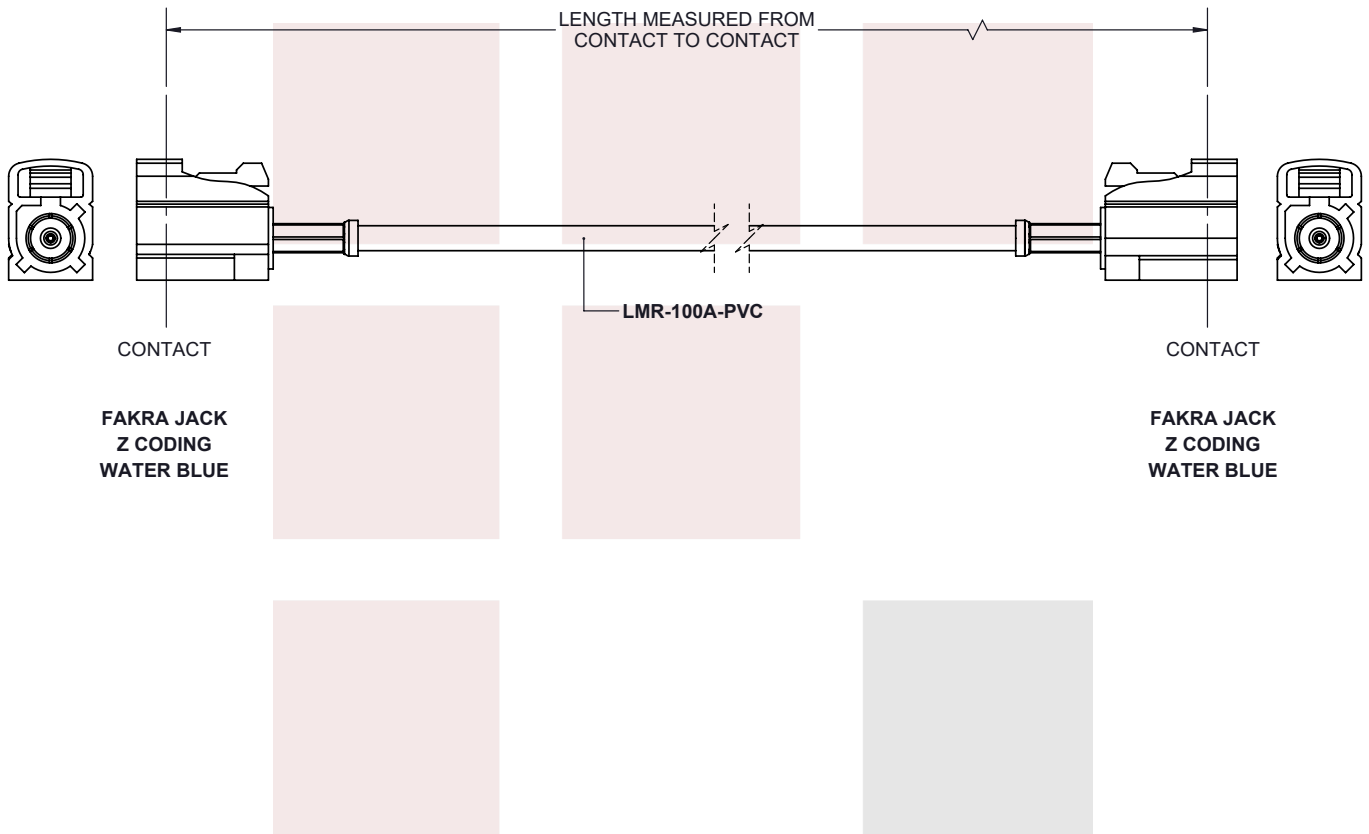
Water Blue FAKRA Jack to FAKRA Jack Cable 36 Inch Length Using LMR-100 Coax from Fairview Microwave has same day shipment for domestic and International orders. Our RF, microwave and fiber optic products maintain a 99% availability and are part of the broadest selection in the industry.

Click the following link to obtain additional part information: [Water Blue FAKRA Jack to FAKRA Jack Cable 36 Inch Length Using LMR-100 Coax FMCA1344Z-36](#)

URL: <https://www.fairviewmicrowave.com/fakra-jack-fakra-jack-cable-lmr100-coax-fmca1344z-36-p.aspx>


The information contained in this document is accurate to the best of our knowledge and representative of the part described herein. It may be necessary to make modifications to the part and/or the documentation of the part, in order to implement improvements. Fairview Microwave reserves the right to make such changes as required. Unless otherwise stated, all specifications are nominal. Fairview Microwave does not make any representation or warranty regarding the suitability of the part described herein for any particular purpose, and Fairview Microwave does not assume any liability arising out of the use of any part or documentation.





| STANDARD TOLERANCES | |
|---------------------|--------|
| .X | ±0.2 |
| .XX | ±0.01 |
| .XXX | ±0.005 |

*STANDARD TOLERANCES APPLY ONLY TO DIMENSIONS IN INCHES

| | | | | | | |
|--|--|---|-----------------|---------------------------|-----------|------|
|  Fairview Microwave an INFINIT [®] brand | | NOTES: 1. UNLESS OTHERWISE SPECIFIED ALL DIMENSIONS ARE NOMINAL. 2. ALL SPECIFICATIONS ARE SUBJECT TO CHANGE WITHOUT NOTICE AT ANY TIME. 3. DIMENSIONS ARE IN INCHES [mm]. | | | | |
| TITLE Water Blue FAKRA Jack to FAKRA Jack Cable 36 Inch Length Using LMR-100 Coax | | DWG NO FMCA1344Z | | CAGE CODE 3FKR5 | | |
| | | CAD FILE 09/21/19 | SHEET 1 OF 1 | SCALE N/A | SIZE A | 7361 |