

## Rugged Portable Phase Stable RF Analyzer Cable N Male to N Male Cable FM-FT430 Coax in 39.37

The type N male to type N male 39.37 cable using FM-FT430 coax, part number FMCA1405-100CM, from Fairview Microwave is in-stock and ships same day. This Fairview type N to type N cable assembly has a male to male gender configuration with 50 ohm flexible FM-FT430 coax. Fairview Microwave's flexible RF cable assemblies are ideal for applications where tight bends and continual flexure are required. The FMCA1405-100CM type N male to type N male cable assembly operates to 18 GHz. Fairview Microwave's rugged, portable, phase-stable RF analyzer cables are designed for field use and provide critical connections when used with portable and handheld network analyzers, spectrum analyzers or base station analyzers. These low loss, phase stable cable assemblies remain flexible while the tough armor provides water resistance, UV resistance, torque resistance and crush resistance. These rugged portable phase stable cable assemblies are compatible with Site Master, Sitehawk®, CellAdvisor®, Fieldfox® and other portable rf test instruments.

Custom versions of most RF cable assemblies can be built and shipped same day. Custom cable assembly lengths can be obtained by specifying the desired length on the web site at time of order or by contacting a sales representative. Other RF cable assembly value added services including connector orientation or clocking, heat shrink booting and labeling are also available. RF testing can also be performed to document the electrical performance of your cable assembly.

### Electrical Specifications

Description	Min	Typ	Max	Units
Frequency Range	DC		18	GHz
VSWR			1.3:1	
Phase Stability with Flexure			2	Degrees
Amplitude Stability with Flexure			0.1	dB

### Performance by Frequency

Description	F1	F2	F3	F4	F5	Units
Frequency	9	12	18			GHz
Insertion Loss (Max.)	1.73	2.06	2.66			dB
Power Handling (Max.)	150	114	85			W

Electrical Specification Notes:  
Values at 25°C, sea level.

### Mechanical Specifications

#### Cable Assembly

Length\* 39.37 in [100 cm]  
Weight 0.7063 lbs [320.37 g]

#### Cable

Cable Type FM-FT430  
Impedance 50 Ohms  
Inner Conductor Type Solid  
Inner Conductor Material and Plating Copper, Silver



### Configuration:

- N Male
- N Male
- FM-FT430

### Features:

- Max Frequency 18 GHz
- TPE Jacket
- Rugged Armor for crush and torque protection
- Excellent VSWR and Insertion Loss
- Excellent Phase Stability with Flexure
- Excellent Insertion Loss Stability with Flexure
- Water and UV resistant jacket
- Test Data with every assembly
- In stock and ready to ship

### Applications:

- General Purpose
- Laboratory Use
- Antenna Verification Testing
- Field Testing
- Handheld RF Network Analyzers
- Portable Base Station Analyzers
- Portable Spectrum Analyzers
- Distance-To-Fault Measurements
- Site Surveys

Fairview Microwave  
301 Leora Ln., Suite 100  
Lewisville, TX 75056  
Tel: 1-800-715-4396 / (972) 649-6678  
Fax: (972) 649-6689  
[www.fairviewmicrowave.com](http://www.fairviewmicrowave.com)  
[sales@fairviewmicrowave.com](mailto:sales@fairviewmicrowave.com)

Dielectric Type	PTFE
Number of Shields	6
Shield Layer 1	Silver Plated Copper Tape
Shield Layer 2	Metalized Polyimide
Shield Layer 3	Silver Plated Copper Braid
Jacket Material	TPE
Jacket Diameter	0.43 in [10.92 mm]
One Time Minimum Bend Radius	1.5 in [38.1 mm]
Flat Plate Crush	1,200 lbs/in [21.43 Kg/mm]

**Connectors**

Description	Connector 1	Connector 2
Type	N Male	N Male
Impedance	50 Ohms	50 Ohms
Contact Material & Plating	Beryllium Copper, Gold	Beryllium Copper, Gold
Dielectric Type	PTFE	PTFE
Outer Cond Material & Plating		Passivated Stainless Steel
Body Material & Plating	Passivated Stainless Steel	Passivated Stainless Steel
Coupling Nut Material & Plating	Passivated Stainless Steel	

Mechanical Specification Notes:  
 Fieldfox<sup>®</sup> is a registered trademark of Keysight Technologies  
 CellAdvisor<sup>®</sup> is registered trademark Viavi Solutions  
 SiteHawk<sup>®</sup> is a registered trademark of Bird Technologies

**Environmental Specifications**

**Temperature**  
 Operating Range -55 to +105 deg C

**Compliance Certifications** (see [product page](#) for current document)

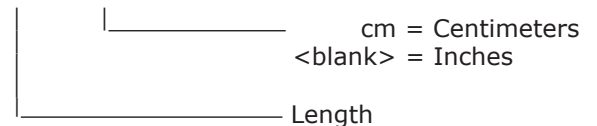
**Plotted and Other Data**

Notes:  
 • Values at 25°C, sea level.

**How to Order**

Part Number Configuration:

**FMCA1405 - xx uu**




Example: FMCA1405-12 = 12 inches long cable  
 FMCA1405-100cm = 100 cm long cable

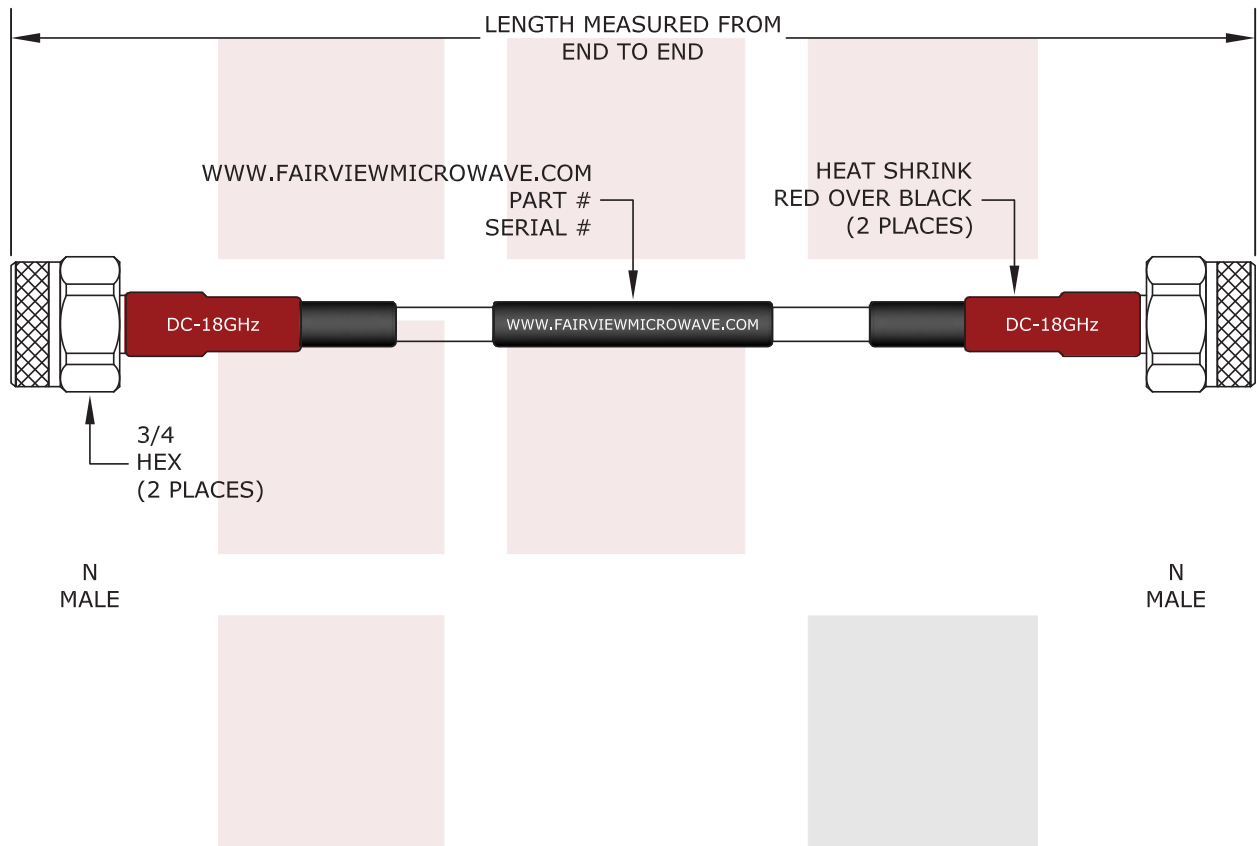
Rugged Portable Phase Stable RF Analyzer Cable N Male to N Male Cable FM-FT430 Coax in 39.37 from Fairview Microwave has same day shipment for domestic and International orders. Our RF, microwave and millimeter wave products maintain a 99% availability and are part of the broadest selection in the industry.

Click the following link to obtain additional part information: [Rugged Portable Phase Stable RF Analyzer Cable N Male to N Male Cable FM-FT430 Coax in 39.37 FMCA1405-100CM](#)

URL: <https://www.fairviewmicrowave.com/n-male-n-male-cable-fm-ft430-coax-fmca1405-100cm-p.aspx>

The information contained in this document is accurate to the best of our knowledge and representative of the part described herein. It may be necessary to make modifications to the part and/or the documentation of the part, in order to implement improvements. Fairview Microwave reserves the right to make such changes as required. Unless otherwise stated, all specifications are nominal. Fairview Microwave does not make any representation or warranty regarding the suitability of the part described herein for any particular purpose, and Fairview Microwave does not assume any liability arising out of the use of any part or documentation.





<b>FAIRVIEW MICROWAVE INC.</b> ALLEN, TX 75013 WWW.FAIRVIEWMICROWAVE.COM		NOTES: 1. UNLESS OTHERWISE SPECIFIED ALL DIMENSIONS ARE NOMINAL. 2. ALL SPECIFICATIONS ARE SUBJECT TO CHANGE WITHOUT NOTICE AT ANY TIME. 3. DIMENSIONS ARE IN INCHES [mm].			
TITLE Rugged Portable Phase Stable RF Analyzer Cable N Male to N Male Cable FM-FT430 Coax in 39.37		DWG NO FMCA1405		CAGE CODE 3FKR5	
CAD FILE	041817	SHEET		SCALE	N/A
		SIZE	A	2233	