

**Snap-On BMA Jack to N Male Cable FM-SR086TBJ  
 Coax in 24 Inch**

The BMA jack snap-on to type N male 24 inch cable using FM-SR086TBJ coax, part number FMCA1575-24, from Fairview Microwave is in-stock and ships same day. This Fairview BMA to type N cable assembly has a jack to male gender configuration with 50 ohm formable FM-SR086TBJ coax. Fairview Microwave's formable RF cable assemblies provide an alternative to costly pre-formed semi-rigid assemblies since they are hand formable. The FMCA1575-24 BMA jack to type N male cable assembly operates to 11 GHz.

Custom versions of most RF cable assemblies can be built and shipped same day. Custom cable assembly lengths can be obtained by specifying the desired length on the web site at time of order or by contacting a sales representative. Other RF cable assembly value added services including connector orientation or clocking, heat shrink booting and labeling are also available. RF testing can also be performed to document the electrical performance of your cable assembly.

**Electrical Specifications**

Description	Min	Typ	Max	Units
Frequency Range	DC		11	GHz
VSWR			1.5:1	
Return Loss			15.56	dB
Velocity of Propagation		69.5		%
RF Shielding	100			dB
Group Delay		1.43 [4.69]		ns/ft [ns/m]
Capacitance		29 [95.14]		pF/ft [pF/m]
DC Resistance Inner Conductor		65.7 [215.55]		$\Omega$ /1000ft [ $\Omega$ /Km]
DC Resistance Outer Conductor		10.2 [33.46]		$\Omega$ /1000ft [ $\Omega$ /Km]

**Performance by Frequency**

Description	F1	F2	F3	F4	F5	Units
Frequency	0.5	1	2.5	5	11	GHz
Insertion Loss (Max.)	0.5	0.64	0.94	1.3	1.92	dB

**Mechanical Specifications**

**Cable Assembly**

Length\* 24 in [609.6 mm]  
 Diameter 0.79 in [20.07 mm]

**Cable**

Cable Type FM-SR086TBJ  
 Impedance 50 Ohms  
 Inner Conductor Type Solid  
 Inner Conductor Material and Plating Copper Clad Steel, Silver  
 Dielectric Type PTFE  
 Number of Shields 1  
 Outer Conductor Material and Plating Tinned Copper Composite Braid  
 Jacket Material FEP, Black  
 Jacket Diameter 0.105 in [2.67 mm]



**Configuration:**

- Snap-On BMA Jack
- N Male
- FM-SR086TBJ

**Features:**

- Max Frequency 11 GHz
- Shielding Effectivity > 100 dB
- 69.5% Phase Velocity
- FEP Jacket

**Applications:**

- General Purpose
- Laboratory Use
- Rack and Panel
- BMA Cable RF Backplanes
- Phased Array Interconnects
- High Speed Switching Networks
- Blind Mate BMA Test

Fairview Microwave  
 301 Leora Ln., Suite 100  
 Lewisville, TX 75056  
 Tel: 1-800-715-4396 / (972) 649-6678  
 Fax: (972) 649-6689  
[www.fairviewmicrowave.com](http://www.fairviewmicrowave.com)  
[sales@fairviewmicrowave.com](mailto:sales@fairviewmicrowave.com)

One Time Minimum Bend Radius      0.5 in [12.7 mm]  
 Repeated Minimum Bend Radius      0.787 in [19.99 mm]

**Connectors**

Description	Connector 1	Connector 2
Type	BMA Jack	N Male
Impedance	50 Ohms	50 Ohms
Connection Method	Snap-On	
Contact Material & Plating	Beryllium Copper, Gold	Brass, Gold over Nickel
Contact Plating Spec.	51.18µ in. minimum	
Dielectric Type	PTFE	PTFE
Outer Cond Material & Plating	Beryllium Copper, Gold	
Body Material & Plating	Stainless Steel, Gold	Brass, Nickel
Body Plating Spec.	19.68µ in. minimum	
Coupling Nut Material & Plating		Brass, Nickel

**Mechanical Specification Notes:**

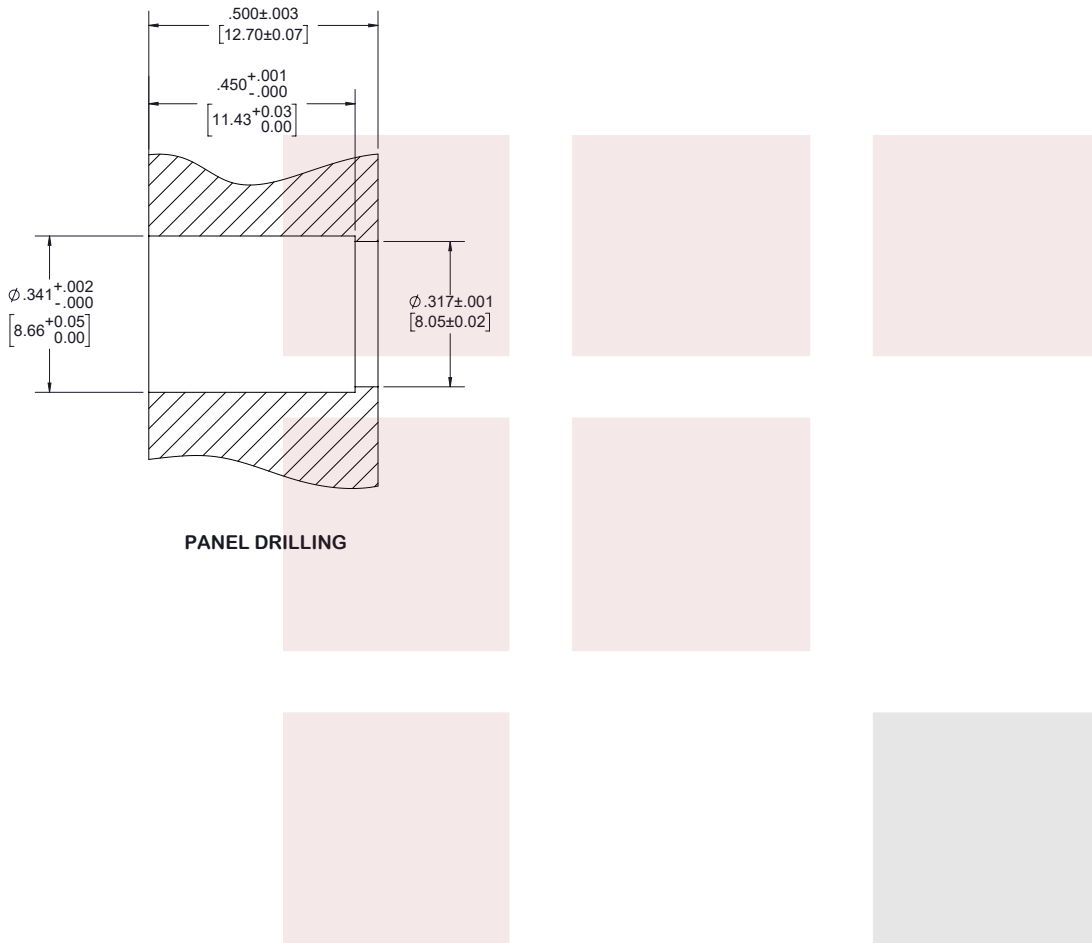
\*All cable assemblies have a length tolerance of 1.5% or ± 3/8", whichever is greater.

**Compliance Certifications** (see [product page](#) for current document)

**Plotted and Other Data**

Notes:

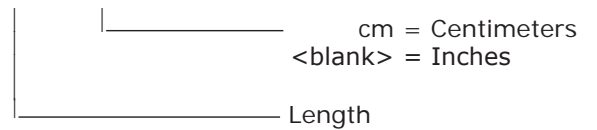
**Typical Performance Data**



**How to Order**

Part Number Configuration:

**FMCA1575 - xx uu**




Example: FMCA1575-12 = 12 inches long cable  
 FMCA1575-100cm = 100 cm long cable

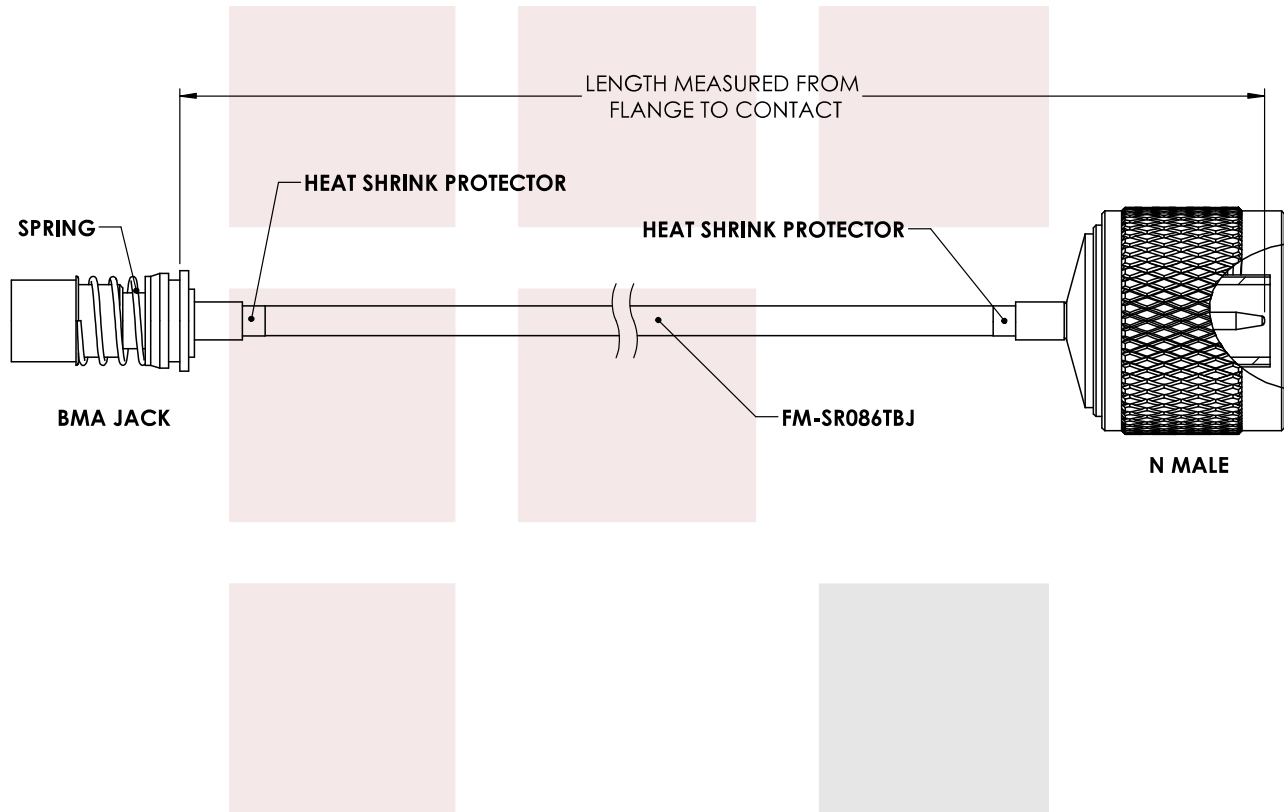
Snap-On BMA Jack to N Male Cable FM-SR086TBJ Coax in 24 Inch from Fairview Microwave has same day shipment for domestic and International orders. Our RF, microwave and fiber optic products maintain a 99% availability and are part of the broadest selection in the industry.

Click the following link to obtain additional part information: [Snap-On BMA Jack to N Male Cable FM-SR086TBJ Coax in 24 Inch FMCA1575-24](#)

URL: <https://www.fairviewmicrowave.com/bma-jack-n-male-cable-rg405-type-.086-coax-fmca1575-24-p.aspx>

The information contained in this document is accurate to the best of our knowledge and representative of the part described herein. It may be necessary to make modifications to the part and/or the documentation of the part, in order to implement improvements. Fairview Microwave reserves the right to make such changes as required. Unless otherwise stated, all specifications are nominal. Fairview Microwave does not make any representation or warranty regarding the suitability of the part described herein for any particular purpose, and Fairview Microwave does not assume any liability arising out of the use of any part or documentation.





STANDARD TOLERANCES

- .X ±0.2
- .XX ±0.01
- .XXX ±0.005

\*STANDARD TOLERANCES APPLY ONLY TO DIMENSIONS IN INCHES

**FAIRVIEW MICROWAVE INC.**

ALLEN, TX 75013 WWW.FAIRVIEWMICROWAVE.COM

NOTES:  
 1. UNLESS OTHERWISE SPECIFIED ALL DIMENSIONS ARE NOMINAL.  
 2. ALL SPECIFICATIONS ARE SUBJECT TO CHANGE WITHOUT NOTICE AT ANY TIME.  
 3. DIMENSIONS ARE IN INCHES [mm].

TITLE Snap-On BMA Jack to N Male Cable FM-SR086TBJ Coax in 24 Inch	DWG NO FMCA1575		CAGE CODE 3FKR5	
	CAD FILE 12/13/17	SHEET	SCALE N/A	SIZE A CN2245