

Slide-On RA BMA Jack 2 Hole Flange to RA Slide-On BMA Jack 2 Hole Flange Cable RG405 Type .086 Coax

The RA BMA jack slide-on 2 hole flange to RA BMA jack slide-on 2 hole flange cable using RG405 type .086 coax, part number FMCA1589, from Fairview Microwave is in-stock and ships same day. This Fairview BMA to BMA cable assembly has a jack to jack gender configuration with 50 ohm semi-rigid FM-SR086CU coax. Fairview Microwave's semi-rigid RF cable assemblies are ideal for high performance applications and can be formed, using proper tooling, to the routing pattern required. The FMCA1589 BMA jack to BMA jack cable assembly operates to 12.4 GHz. The right angle BMA interfaces on the FM-SR086CU cable allow for easier connections in tight spaces. Our RF cable assembly with BMA 2 hole flange interface allows designers to create external connections on their product enclosures, and can be used in a variety of other rack mount and panel mount applications.

Custom versions of most RF cable assemblies can be built and shipped same day. Custom cable assembly lengths can be obtained by specifying the desired length on the web site at time of order or by contacting a sales representative. Other RF cable assembly value added services including connector orientation or clocking, heat shrink booting and labeling are also available. RF testing can also be performed to document the electrical performance of your cable assembly.

Electrical Specifications

Description	Min	Typ	Max	Units
Frequency Range	DC		12.4	GHz
VSWR			1.5:1	
Return Loss			15.56	dB
Dielectric Withstanding Voltage (AC)			1,000	Vrms

Performance by Frequency

Description	F1	F2	F3	F4	F5	Units
Frequency	0.5	1	2.5	5	12.4	GHz
Insertion Loss (Typ.)	0.15	0.22	0.32	0.49	0.91	dB/ft
	0.49	0.72	1.05	1.61	2.99	dB/m

Electrical Specification Notes:

Insertion Loss does not include the loss of the connectors. Insertion Loss is estimated as 0.1 dB per connector.

Mechanical Specifications

Cable Assembly

Diameter 0.37 in [9.4 mm]

Cable

Cable Type FM-SR086CU
 Impedance 50 Ohms
 Inner Conductor Type Solid
 Inner Conductor Material and Plating Copper Clad Steel, Silver
 Dielectric Type PTFE
 Number of Shields 1



Configuration:

- Slide-On BMA Jack Right Angle 2 Hole Flange
- Slide-On BMA Jack Right Angle 2 Hole Flange
- FM-SR086CU

Features:

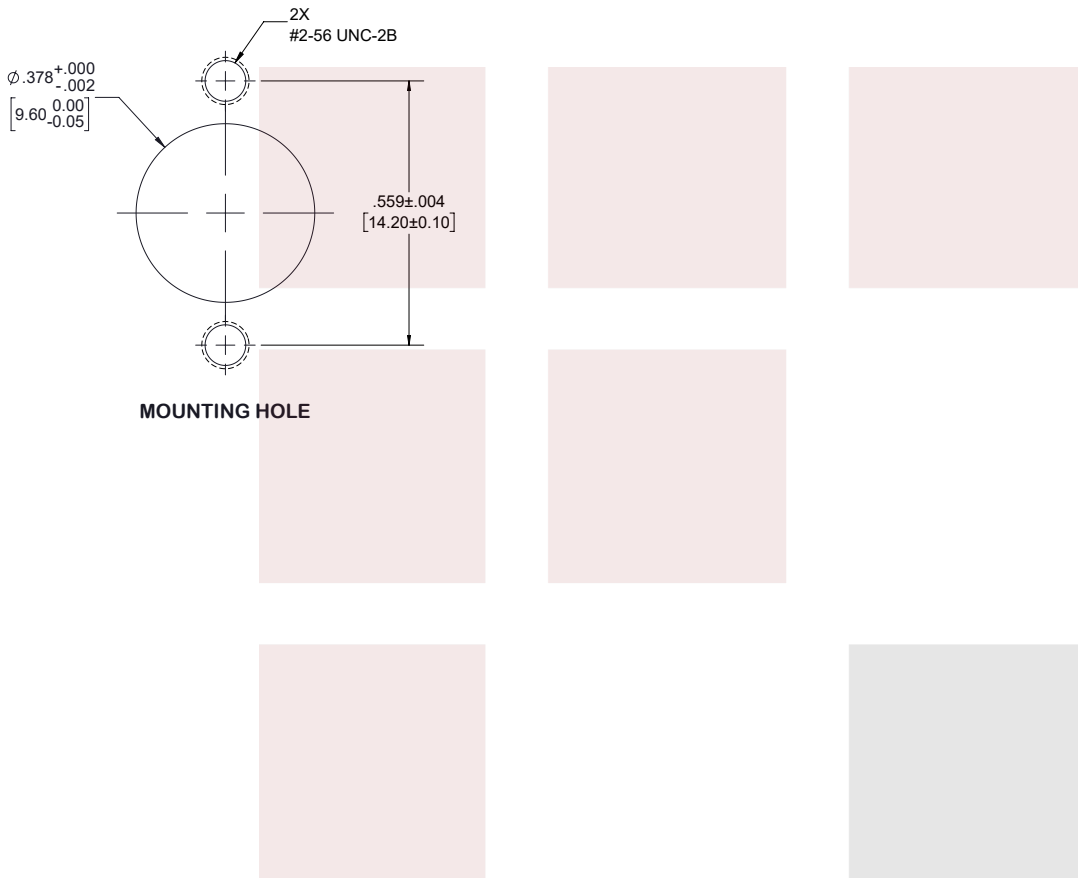
- Max Frequency 12.4 GHz

Applications:

- General Purpose
- Laboratory Use
- Rack and Panel
- BMA Cable RF Backplanes
- Phased Array Interconnects
- High Speed Switching Networks
- Blind Mate BMA Test

Fairview Microwave
 301 Leora Ln., Suite 100
 Lewisville, TX 75056
 Tel: 1-800-715-4396 / (972) 649-6678
 Fax: (972) 649-6689
www.fairviewmicrowave.com
sales@fairviewmicrowave.com

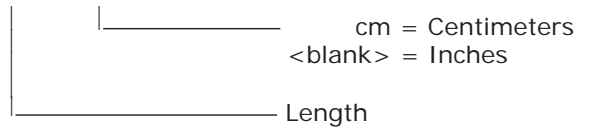
Typical Performance Data



How to Order

Part Number Configuration:

FMCA1589 - xx uu



Example: FMCA1589-12 = 12 inches long cable
 FMCA1589-100cm = 100 cm long cable

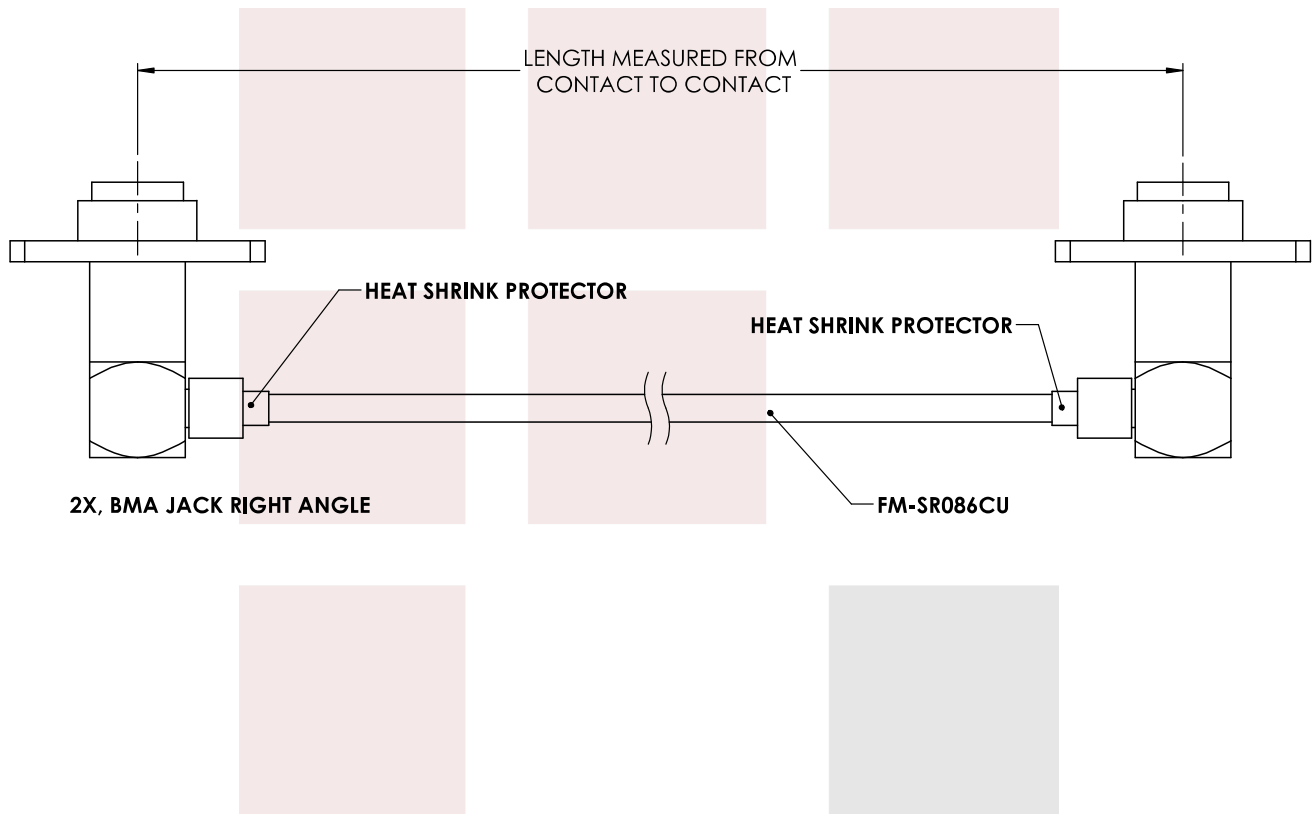
Slide-On RA BMA Jack 2 Hole Flange to RA Slide-On BMA Jack 2 Hole Flange Cable RG405 Type .086 Coax from Fairview Microwave has same day shipment for domestic and International orders. Our RF, microwave and fiber optic products maintain a 99% availability and are part of the broadest selection in the industry.

Click the following link to obtain additional part information: [Slide-On RA BMA Jack 2 Hole Flange to RA Slide-On BMA Jack 2 Hole Flange Cable RG405 Type .086 Coax FMCA1589](#)

URL: <https://www.fairviewmicrowave.com/ra-bma-jack-ra-bma-jack-cable-rg405-type-.086-coax-fmca1589-p.aspx>

The information contained in this document is accurate to the best of our knowledge and representative of the part described herein. It may be necessary to make modifications to the part and/or the documentation of the part, in order to implement improvements. Fairview Microwave reserves the right to make such changes as required. Unless otherwise stated, all specifications are nominal. Fairview Microwave does not make any representation or warranty regarding the suitability of the part described herein for any particular purpose, and Fairview Microwave does not assume any liability arising out of the use of any part or documentation.





STANDARD TOLERANCES	
.X	±0.2
.XX	±0.01
.XXX	±0.005

*STANDARD TOLERANCES APPLY ONLY TO DIMENSIONS IN INCHES

FAIRVIEW MICROWAVE INC. ALLEN, TX 75013 WWW.FAIRVIEWMICROWAVE.COM		NOTES: 1. UNLESS OTHERWISE SPECIFIED ALL DIMENSIONS ARE NOMINAL. 2. ALL SPECIFICATIONS ARE SUBJECT TO CHANGE WITHOUT NOTICE AT ANY TIME. 3. DIMENSIONS ARE IN INCHES [mm].			
TITLE Slide-On RA BMA Jack 2 Hole Flange to RA Slide-On BMA Jack 2 Hole Flange Cable RG405 Type .086 Coax		DWG NO FMCA1589		CAGE CODE 3FKR5	
CAD FILE 12/18/17		SHEET		SCALE N/A	SIZE A
				CN2245	