

Slide-On BMA Jack 2 Hole Flange to Slide-On BMA Jack 2 Hole Flange Cable FM-SR141TBJ Coax

The BMA jack slide-on 2 hole flange to BMA jack slide-on 2 hole flange cable using FM-SR141TBJ coax, part number FMCA1613, from Fairview Microwave is in-stock and ships same day. This Fairview BMA to BMA cable assembly has a jack to jack gender configuration with 50 ohm formable FM-SR141TBJ coax. Fairview Microwave's formable RF cable assemblies provide an alternative to costly pre-formed semi-rigid assemblies since they are hand formable. The FMCA1613 BMA jack to BMA jack cable assembly operates to 22 GHz. Our RF cable assembly with BMA 2 hole flange interface allows designers to create external connections on their product enclosures, and can be used in a variety of other rack mount and panel mount applications.

Custom versions of most RF cable assemblies can be built and shipped same day. Custom cable assembly lengths can be obtained by specifying the desired length on the web site at time of order or by contacting a sales representative. Other RF cable assembly value added services including connector orientation or clocking, heat shrink booting and labeling are also available. RF testing can also be performed to document the electrical performance of your cable assembly.

Electrical Specifications

Description	Min	Typ	Max	Units
Frequency Range	DC		22	GHz
VSWR			1.5:1	
Return Loss			15.56	dB
Velocity of Propagation		70		%
RF Shielding	100			dB
Group Delay		1.43 [4.69]		ns/ft [ns/m]
Capacitance		29 [95.14]		pF/ft [pF/m]
Operating Voltage (AC)			350	Vrms

Performance by Frequency

Description	F1	F2	F3	F4	F5	Units
Frequency	1	2	4.5	9	22	GHz
Insertion Loss (Typ.)	0.12	0.16	0.27	0.39	0.65	dB/ft
	0.39	0.52	0.89	1.28	2.13	dB/m

Electrical Specification Notes:

Insertion Loss does not include the loss of the connectors. Insertion Loss is estimated as 0.1 dB per connector.

Mechanical Specifications

Cable Assembly

Diameter 0.74 in [18.8 mm]

Cable

Cable Type FM-SR141TBJ
Impedance 50 Ohms
Inner Conductor Type Solid



Configuration:

- Slide-On BMA Jack 2 Hole Flange
- Slide-On BMA Jack 2 Hole Flange
- FM-SR141TBJ

Features:

- Max Frequency 22 GHz
- Shielding Effectivity > 100 dB
- 70% Phase Velocity
- FEP Jacket

Applications:

- General Purpose
- Laboratory Use
- Rack and Panel
- BMA Cable RF Backplanes
- Phased Array Interconnects
- High Speed Switching Networks
- Blind Mate BMA Test

Fairview Microwave
301 Leora Ln., Suite 100
Lewisville, TX 75056
Tel: 1-800-715-4396 / (972) 649-6678
Fax: (972) 649-6689
www.fairviewmicrowave.com
sales@fairviewmicrowave.com

Inner Conductor Material and Plating	Copper Clad Steel, Silver
Dielectric Type	PTFE
Number of Shields	1
Shield Layer 1	Tinned Copper Braid
Jacket Material	FEP, Black
Jacket Diameter	0.161 in [4.09 mm]
One Time Minimum Bend Radius	0.315 in [8 mm]
Repeated Minimum Bend Radius	1.575 in [40.01 mm]

Connectors

Description	Connector 1	Connector 2
Type	BMA Jack	BMA Jack
Mount Method	2 Hole Flange	2 Hole Flange
Impedance	50 Ohms	50 Ohms
Connection Method	Slide-On	Slide-On
Contact Material & Plating	Beryllium Copper, Gold	Beryllium Copper, Gold
Dielectric Type	PTFE	PTFE
Outer Cond Material & Plating	Beryllium Copper, Gold	Beryllium Copper, Gold
Body Material & Plating	Brass, Tri-Metal	Brass, Tri-Metal

Mechanical Specification Notes:

*All cable assemblies have a length tolerance of 1.5% or ± 3/8", whichever is greater.

Environmental Specifications

Temperature

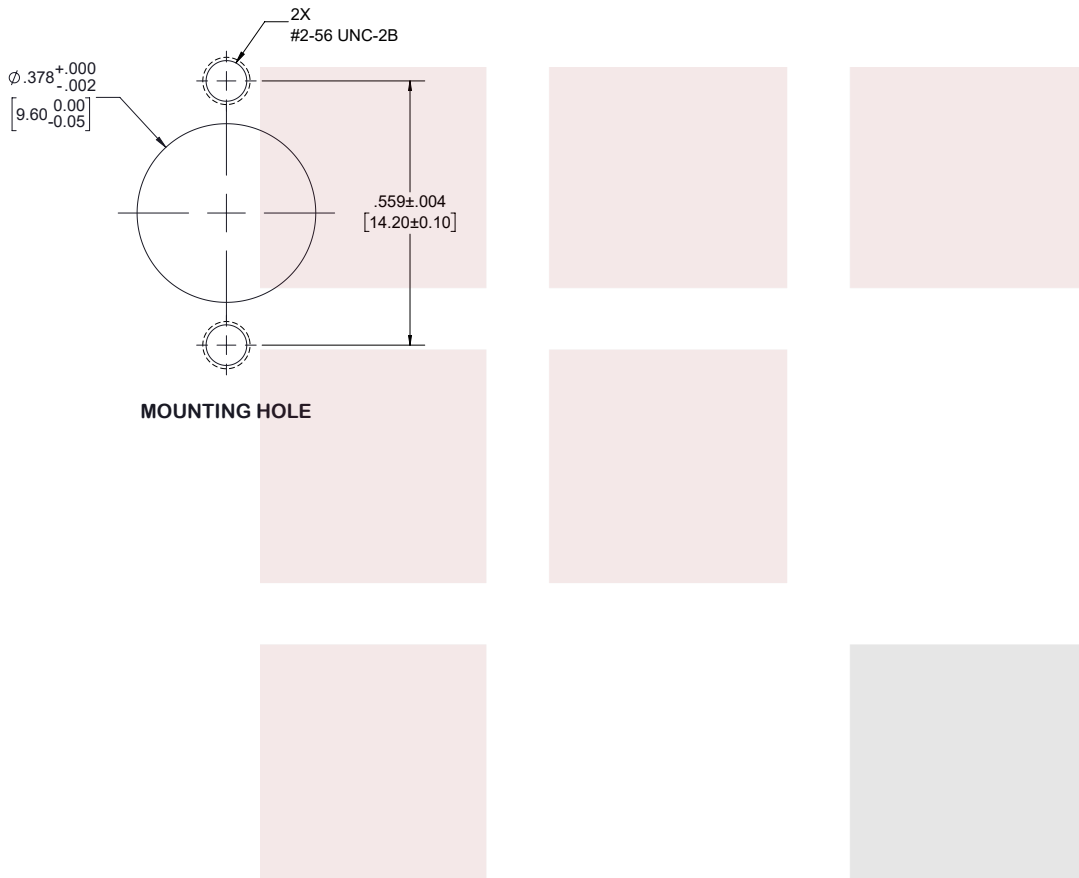
Operating Range -40 to +100 deg C

Compliance Certifications (see [product page](#) for current document)

Plotted and Other Data

Notes:

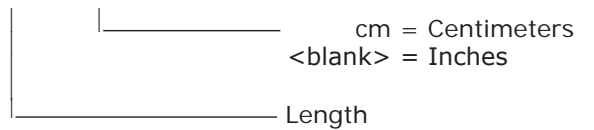
Typical Performance Data



How to Order

Part Number Configuration:

FMCA1613 - xx uu



Example: FMCA1613-12 = 12 inches long cable
 FMCA1613-100cm = 100 cm long cable

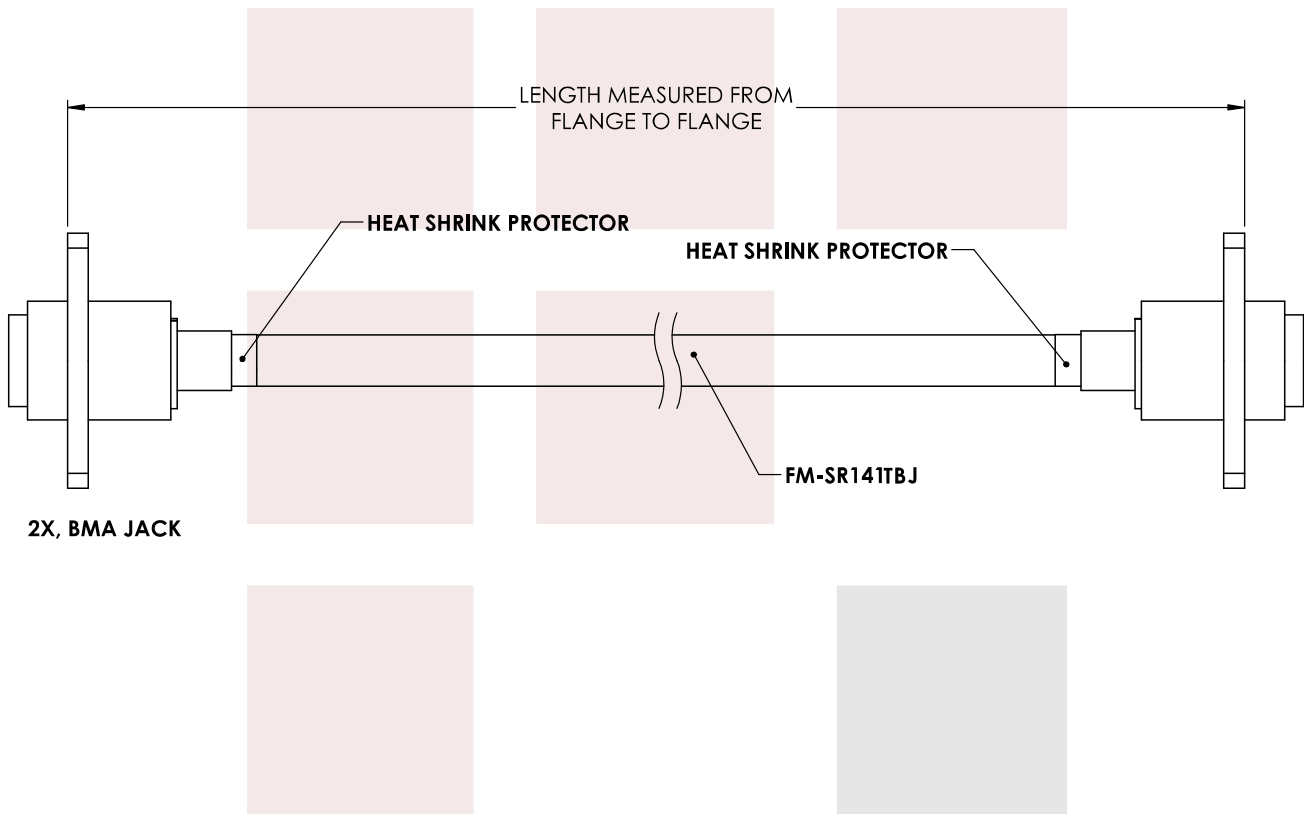
Slide-On BMA Jack 2 Hole Flange to Slide-On BMA Jack 2 Hole Flange Cable FM-SR141TBJ Coax from Fairview Microwave has same day shipment for domestic and International orders. Our RF, microwave and fiber optic products maintain a 99% availability and are part of the broadest selection in the industry.

Click the following link to obtain additional part information: [Slide-On BMA Jack 2 Hole Flange to Slide-On BMA Jack 2 Hole Flange Cable FM-SR141TBJ Coax FMCA1613](#)

URL: <https://www.fairviewmicrowave.com/bma-jack-bma-jack-cable-fm-sr141tbj-coax-fmca1613-p.aspx>

The information contained in this document is accurate to the best of our knowledge and representative of the part described herein. It may be necessary to make modifications to the part and/or the documentation of the part, in order to implement improvements. Fairview Microwave reserves the right to make such changes as required. Unless otherwise stated, all specifications are nominal. Fairview Microwave does not make any representation or warranty regarding the suitability of the part described herein for any particular purpose, and Fairview Microwave does not assume any liability arising out of the use of any part or documentation.





2X, BMA JACK

STANDARD TOLERANCES

- .X ±0.2
- .XX ±0.01
- .XXX ±0.005

*STANDARD TOLERANCES APPLY ONLY TO DIMENSIONS IN INCHES

FAIRVIEW MICROWAVE INC.

ALLEN, TX 75013 WWW.FAIRVIEWMICROWAVE.COM

NOTES:

1. UNLESS OTHERWISE SPECIFIED ALL DIMENSIONS ARE NOMINAL.
2. ALL SPECIFICATIONS ARE SUBJECT TO CHANGE WITHOUT NOTICE AT ANY TIME.
3. DIMENSIONS ARE IN INCHES [mm].

TITLE

Slide-On BMA Jack 2 Hole Flange to Slide-On BMA Jack 2 Hole Flange Cable FM-SR141TBJ Coax

DWG NO

FMCA1613

CAGE CODE

3FKR5

CAD FILE 12/20/17

SHEET

SCALE N/A

SIZE A

CN2245